

## **February 2015 Secretary's Report**

This report details the day-to-day activities of the ASCA Board of Directors. It includes issues brought before the Board of Directors through mail, fax, e-mail, and/or telephone communications.

### ***Email Motions***

#### **BD.15.14 Directive to DNA Committee**

Approve: Dolan, Hardin, Kissman, Silveira, Vest, Wesen

Disapprove: DeChant, Roberts

Abstain: King

Non-Voting: 0

**MOTION CARRIES**

*Comment from DeChant:* I have no problem with the Committee working on this to put in the Times. I think that the Office can work with Therion to find out if profiles which use the extended markers can be provide with the complete profile. I think there is a system in place where a dog is profiled first with the normal markers and if that doesn't match for an inbred pedigree that the extended markers are then used. I think if we allow member to choose the extended marker set then we would charge them for that usage. I think now, when Therion determines it is needed the costs are not passed on. This motion doesn't deal with this whole issue and I think that if we are going to that model with the extended marker set as a choice, then we need to work that out.

Motion: Vest

Second: Wesen

**I move to approve the following motion.**

A directive to the DNA Committee for the following:

To prepare a communication to the Membership that details why extended markers may be necessary to insure the accuracy of DNA testing on closely bred dogs. Publish said document in the Aussie times and on the ASCA website under DNA information. Work with the ASCA Business Office to insure that Members using the extended markers will be provided with the extended marker set on their dogs DNA profile.

Rationale: To maintain a diverse gene pool of Australian Shepherds. Elimination of closely bred dogs or misidentification of parentage will be detrimental long term to ASCA's gene pool.

Motion has been reviewed by the ASCA Business Office Manager.

Effective date: June 2015

#### **AG.15.05 Motion to change Appendix A Equipment Specifications**

Approve: DeChant, Hardin, King, Kissman, Roberts, Silveira, Vest, Wesen

Disapprove: Dolan

Abstain: 0  
Non-Voting: 0  
MOTION CARRIES

Motion: Roberts  
I move to approve the below motion from the Agility Committee.

Motion 1-2015 ~ One bar on all jumps

This motion has passed the committee with the following vote:

10 Yes  
1 No  
1 Abstain

Comment from Betty Jaco:

We just had a motion pass to keep two bars on the novice courses. I still feel this should be done. You do realize that no club is going to put two bars on any of the jumps ever again. I feel this is an unnecessary motion.

If this is going to pass, I think it should be included in the premium to state that one (or two) bar/s will be used in Novice. It's the least the clubs can do to let exhibitors know who are accustomed to having two bars in Novice.

Motion by Gary, 2nd from Carol.

Effective date June 1, 2015.

Request/Rationale from Gary: This is just to allow clubs to choose, this is not a mandate. Most trials now only use one bar on Novice jumps so let's make it legal instead of illegal. Rationale is that clubs are asking why they have to put two bars on jumps in Novice but can use one bar on jumps in Open and Elite. This motion does not require that clubs use only one bar on any jumps, it simply gives them the option to use one or two as they see fit at any level.

Current:

Appendix A Equipment Specifications  
Section 4 Jumps

Non-Winged Jumps: All jumps are to be 4' (1.2 m) to 5' (1.5 m) wide with uprights a minimum of 32" (81.3 cm) high and adjustable for all ASCA jump heights (4" (10.2 cm), 8" (20.3 cm), 12" (30.5 cm), 16" (40.6 cm), 20" (50.8 cm) and 24" (61 cm). Bars must be easily displaceable, may be made of wood, plastic or PVC and shall be striped for visibility. Jump bar cups or supports may be constructed of any solid material that does not protrude more than 1 1/2" (3.8 cm) from the horizontal jump supports. The jump bar cups/supports should allow the jump bar to be easily displaced when knocked by the dog. Screws, bolts and nails may not be used as jump bar supports. All jumps in the Novice level classes must have two bars. All jumps in the Open and Elite level classes may have one bar or two bars, as determined by mutual agreement between the club and judge. Clubs shall provide enough bars to meet the minimum requirements for

Novice jumpers (min. of 12 to max. of 16 jumps) and judges may discuss with the club either prior to or at the trial whether to use one or two jump bars on all Open and Elite level jumps. The club may also, prior to hiring a judge, indicate that they prefer one bar jumps for the Open and Elite level classes and the judge shall then design those courses appropriately. The 'double jump' must utilize four bars. See section below: Double Bar Jumps. (Effective June 2014) The jump bars should have an outside diameter of 1¼" (3.2 cm) (e.g., 1" (2.5 cm) inside diameter Schedule 40 PVC).

Change to:

Appendix A Equipment Specifications

Section 4 Jumps

Non-Winged Jumps: All jumps are to be 4' (1.2 m) to 5' (1.5 m) wide with uprights a minimum of 32" (81.3 cm) high and adjustable for all ASCA jump heights (4" (10.2 cm), 8" (20.3 cm), 12" (30.5 cm), 16" (40.6 cm), 20" (50.8 cm) and 24" (61 cm). Bars must be easily displaceable, may be made of wood, plastic or PVC and shall be striped for visibility. Jump bar cups or supports may be constructed of any solid material that does not protrude more than 1 1/2" (3.8 cm) from the horizontal jump supports. The jump bar cups/supports should allow the jump bar to be easily displaced when knocked by the dog. Screws, bolts and nails may not be used as jump bar supports. All jumps at all levels may have one bar or two bars, as determined by mutual agreement between the club and judge. Judges may discuss with the club either prior to or at the trial whether to use one or two jump bars on all jumps at all levels. The club may also, prior to hiring a judge, indicate that they prefer one bar jumps for all levels and the judge shall then design those courses appropriately. The 'double jump' must utilize four bars. See section below: Double Bar Jumps. (Effective June 2014) The jump bars should have an outside diameter of 1¼" (3.2 cm) (e.g., 1" (2.5 cm) inside diameter Schedule 40 PVC).

#### **AG.15.06 Motion to change 9.2.2 Running the Wrong Course**

Approve: DeChant, Hardin, King, Kissman, Roberts, Silveira, Vest, Wesen

Disapprove: Dolan

Abstain: 0

Non-Voting: 0

**MOTION CARRIES**

*Comment from Dolan:* This is extra verbiage to clarify something that is clear as written. ASCA does not score/call "refusals".

Motion: Roberts

I move to approve the below motion from the Agility Committee.

This motion has passed with:

Yes 10

No 2

Motion by Gary, 2nd from Sue

Effective June 2015

Motion will clarify the off-course fault application for various obstacles.

The entire section is copied below although the only changes to be made are underlined in the 'proposed verbiage' section.

Approval of this motion will affect the calls made by judges.

Current verbiage:

#### Section 9.2.2 Obstacle Faults

Dogs shall be assessed faults for the following occurrences in the Regular and Jumpers Classes. In Gamblers, no 'points' will be awarded for obstacles not performed correctly.

##### Running the Wrong Course: 10 faults (Regular Agility and Jumpers Classes)

The dog is faulted for running the wrong course when it commits itself to an obstacle that is out of sequence or is in the wrong direction as defined by the course design. A dog is committed to an obstacle when all four (4) paws have touched, crossed over, under or through an obstacle that is out of sequence. The dog is faulted for running a wrong course if it commits to an obstacle in the incorrect direction as determined by the course design. (For example: If a dog entered the correct end of an open tunnel, backed out, then re-entered and completed it correctly, no faults would be assessed. If the dog entered the tunnel from the incorrect end with all four (4) paws then ten (10) faults would be assessed for running a wrong course.) The exception to the off-course fault would be the weave poles. If the weave poles are the correct obstacle as defined by course design and the dog crosses through the weave poles in the incorrect direction or at the incorrect pole, dog shall not be faulted for an 'off course'. Dog would be faulted for crossing through the weave poles in any direction with all four (4) paws if the weave poles are not the correct obstacle as defined by course design.

Proposed verbiage:

#### Section 9.2.2 Obstacle Faults

Dogs shall be assessed faults for the following occurrences in the Regular and Jumpers Classes. In Gamblers, no 'points' will be awarded for obstacles not performed correctly.

##### Running the Wrong Course: 10 faults (Regular Agility and Jumpers Classes)

The dog is faulted for running the wrong course when it commits itself to an obstacle that is out of sequence or is in the wrong direction as defined by the course design. A dog is committed to an obstacle when all four (4) paws have touched a contact obstacle or tunnel or passed between the uprights of any jump, including the tire jump, that is out of sequence. The dog is faulted for running a wrong course if it commits to an obstacle in the incorrect direction as determined by the course design. (For example: If a dog entered the correct end of an open tunnel, backed out, then re-entered and completed it correctly, no faults would be assessed. If the dog entered the tunnel from the incorrect end with all four (4) paws then ten (10) faults would be assessed for running a wrong course.)

The exception to the wrong course fault would be the weave poles. If the weave poles are the next correct obstacle as defined by course design and the dog crosses through the weave poles in

the incorrect direction or at the incorrect pole, the dog shall not be faulted for a wrong course. Dog would be faulted a wrong course for crossing through the weave poles in any direction with all four (4) paws if the weave poles are not the correct obstacle as defined by course design.

**OB.15.01 Motion to change 5.10 Directed Retrieve**

Approve: Unanimous

Disapprove: 0

Abstain: 0

Non-Voting: 0

**MOTION CARRIES**

Motion: Wesen

I move to accept the following recommendation from the Obedience Committee.

Directed Retrieve Same Glove Motion

The Effective Date of the motion will be the date that the next Rule Book is printed following approval by the Board of Directors and subsequent publication in the Aussie Times.

Moved by Laurie Rubin

Seconded by Marilyn Cherry

I move we change the directed retrieve rules to require the same glove position for every dog.

Purpose: This will make the difficulty of the exercise the same for all teams.

Parties affected: Persons competing in Utility and judges.

Approve: 6

Disapprove: 3

Abstain: 0

Not voting: 2

5.10 Directed Retrieve

Change to:

...

The exercise shall consist of a single retrieve. Prior to the start of judging, the judge shall make the decision as to which glove will be assigned and post it ringside, at least thirty (30) minutes before the class is scheduled to begin. This glove will be the same for all handlers. If unanticipated conditions warrant it, (e.g. changing light or an unusual distraction adjacent to the assigned glove) the judge has the option of changing the glove mid-class. The glove change should be posted and announced to all subsequent competitors. Judges should rotate the assigned glove number for each judging assignment.

Change from:

...

The exercise shall consist of a single retrieve. Prior to the start of judging the judge shall make the decision to either assign the gloves to dogs so that successive dogs in catalog order will have different gloves, or to assign the gloves as the dogs appear in the ring for judging so that two (2) successive dogs do not receive the same glove. In either case each glove shall be used approximately the same number of times.

### **OB.15.02 Motion to change 5.15 Directed Jumping, Scoring**

Approve: Unanimous

Disapprove: 0

Abstain: 0

Non-Voting: 0

**MOTION CARRIES**

Motion: Wesen

I move to accept the following recommendation from the Obedience Committee.

Directed Jumping Second Command to Sit Motion

The Effective Date of the motion will be the date that the next Rule Book is printed following approval by the Board of Directors and subsequent publication in the Aussie Times.

Moved by Laurie Rubin

Seconded by Katie van de Sandt

I move we change the directed jumping scoring to make a second command to sit after a dog has stopped a substantial deduction.

Purpose: This will limit NQ's to failures to perform the principle parts of the directed jumping exercise.

Parties affected: Persons competing in Utility and judges.

Approve: 9

Disapprove: 1

Abstain: 0

Not voting: 1

### **5.15 Directed Jumping, Scoring**

Change to:

A dog must receive a score of non-qualifying (NQ) for the following: anticipating the handler's command and/or signal to go out, not leaving the handler, not going out between the jumps, not stopping on command and remaining at least ten (10) feet beyond the jumps, anticipating the handler's command and/or signal to jump, not jumping as directed, knocking the bar off the uprights, and climbing or using the top of the High Jump for aid in going over.

Substantial deductions shall be made for a dog that stops or sits before the handler's command to sit, for a dog that fails to sit, for a dog that receives an additional command to sit after the dog has stopped, and for a dog that is obviously stopped by the ring barrier rather than the handler's command. Minor to substantial deductions shall be made, depending on degree, for a dog that turns on the go out before the command to sit. Depending on the extent of the deviation from a sit along the approximate center line of the ring and approximately 20 feet beyond the line of the jumps, minor to substantial deductions shall be made.

Substantial or minor deductions, depending on the extent, shall be make for slowness in going out or for touching the jumps, or for any display of hesitation or reluctance to jump.

Change from:

A dog must receive a score of non-qualifying (NQ) for the following: anticipating the handler's command and/or signal to go out, not leaving the handler, not going out between the jumps, not stopping on command and remaining at least ten (10) feet beyond the jumps, receiving an additional command to stop or sit, anticipating the handler's command and/or signal to Jump, not jumping as directed, knocking the bar off the uprights, and climbing or using the top of the High Jump for aid in going over.

Substantial deductions shall be made for a dog that stops or sits before the handler's command to sit, for a dog that fails to sit, and for a dog that is obviously stopped by the ring barrier rather than the handler's command. Minor to substantial deductions shall be made, depending on degree, for a dog that turns on the go out before the command to sit. Depending on the extent of the deviation from a sit along the approximate center line of the ring and approximately 20 feet beyond the line of the jumps, minor to substantial deductions shall be made.

Substantial or minor deductions, depending on the extent, shall be make for slowness in going out or for touching the jumps, or for any display of hesitation or reluctance to jump.

### **OB.15.03 Motion to change 5.12 Moving Stand and Examination**

Approve: Unanimous

Disapprove: 0

Abstain: 0

Non-Voting: 0

**MOTION CARRIES**

Motion: Wesen

**I move to accept the following from the Obedience Committee.**

Moving Stand Tail Motion

The Effective Date of the motion will be the date that the next Rule Book is printed following approval by the Board of Directors and subsequent publication in the Aussie Times.

Moved by Laurie Rubin

Seconded by Lynn Sidwell

I move we change the list of what judges should NOT examine in paragraph 3 to include tails.

Purpose: This corrects what seems to have been an oversight when ASCA started allowing other breeds to compete.

Parties affected: Persons competing in Utility and judges.

Approve: 8

Disapprove: 0

Abstain: 0

Not voting: 3

#### 5.12 Moving Stand and Examination

Change to:

...

The judge approaches the dog from the front and examines the dog by going over it with his hands as in dog show judging except that in no circumstances shall the examination include the dog's mouth, tail or testicles.

...

Change from:

...

The judge approaches the dog from the front and examines the dog by going over it with his hands as in dog show judging except that in no circumstances shall the examination include the dog's mouth or testicles.

...

#### **OB.15.04 Motion to remove breeds from 3/4 jump height exemption**

Approve: Unanimous

Disapprove: 0

Abstain: 0

Non-Voting: 0

**MOTION CARRIES**

Motion: Wesen

I move to accept the following recommendation from the Obedience Committee.

#### Three Quarter Jump Height Motion

The Effective Date of the motion will be the date that the next Rule Book is printed following approval by the Board of Directors and subsequent publication in the Aussie Times.

Moved by Laurie Rubin



Seconded by Katie van de Sandt

I move we remove the English Shepherd and the Pyrenean Shepherd from the list of breeds eligible to jump 3/4 of their shoulder height.

Purpose: Based on committee member research and contact with breeders, these breeds do not appear to need a lowered jump height to compete safely.

Parties affected: Persons who compete in ASCA obedience with the English Shepherd and the Pyrenean Shepherd, judges.

Approve: 7

Disapprove: 1

Abstain: 0

Not voting: 3

Reference Sheet

Remove the English Shepherd and the Pyrenean Shepherd from the Reference Sheet Jump Heights list, which includes exceptions to dogs who must jump their height at the withers, currently located on p.9 of the rulebook.

**OB.15.05 Motion to change 1.22 Limitation of Entries**

Approve: DeChant, Dolan, Hardin, King, Kissman, Roberts, Silveira, Wesen

Disapprove: 0

Abstain: Vest

Non-Voting: 0

**MOTION CARRIES**

Motion: Wesen

I move to accept the following recommendation from the Obedience Committee.

Entry Limits Motion

The Effective Date of the motion will be the date that the next Rule Book is printed following approval by the Board of Directors and subsequent publication in the Aussie Times.

Moved by Laurie Rubin. Seconded by Katie Van de Sandt.

The Effective Date of the motion will be the date that the next Rule Book is printed following approval by the Board of Directors and subsequent publication in the Aussie Times.

I move we update the language in 1.22 Entry Limits and we add entry limits to the list of what a premium should contain in 1.13 Premium, so that clubs have guidelines for how to limit trials when one judge is assigned multiple classes and/or when there are two trials in the same day.

Purpose: Current rules on entry limits are based on having each judge officiate at one class at a full-day trial. This change provides suggested guidelines for limiting entries under common scenarios in which one person judges multiple classes and there are often multiple trials per day.

Parties affected: Show committees, obedience trial secretaries, obedience judges. They will have an updated guide for how to limit entries and how many entries per day a judge can evaluate.

Results of the committee vote:

Approve: 8

Disapprove: 1

Abstain: 0

Non-voting: 2

Statement from Jayne Lips: I voted no because I don't think the rule needs to be changed or the chart used.

## 1.22 Limitation of Entries

Change to:

If a club anticipates an entry in excess of its facilities for a Specialty or Sanctioned Obedience Trial, it may limit entries in any or all classes, but non-regular class entries shall not exceed 25% of the total limited entry. For a full-day trial, in which one judge will be assigned only one class, a club may limit entries in any or all Regular classes to sixty-four (64) Novice, fifty-six (56) Open, or forty-eight (48) Utility dogs.

For trials in which a judge is assigned multiple classes, for events in which there are multiple trials in the same day, and/or when lighting conditions or facility limits necessitate, a club may limit entries in either of the following ways: (1) by stating the maximum number of entries per trial or day or (2) by stating the maximum number of hours per trial or day. Trial Secretaries may use the Entries Per Hour table below and/or The ASCA Obedience Judge Time Calculation Worksheet, available on the ASCA website, to assist in determining when entry limits have been reached.

<u>Entries per hour</u>	<u>Class</u>
6	Utility, Wildcard Utility, Versatility
7	Open CDX, Open ODX, Wild Card Open
8	Novice, Graduate Novice, Brace, Wild Card Novice, Team
9	Beginner Novice, Pre-Novice

A club shall not assign a judge more than eight (8) hours per day of judging, as determined by the Entries Per Hour table or Calculation Worksheet, except when there is a stated agreement by the judge to accept more entries.

Change from current language:

If a club anticipates an entry in excess of its facilities for a Specialty or Sanctioned Obedience Trial, it may limit entries in any or all classes, but non-regular class entries shall not exceed 25% of the total limited entry. A club may limit entries in any or all Regular classes to sixty-four (64) in a Novice class, fifty-six (56) in an Open class, or forty-eight (48) in a Utility class.

### 1.13 Premium

Add to end:

p. Entry limitations, i.e. maximum number of entries or hours per trial or day

Current wording:

The Premium shall at a minimum indicate:

- a. Club name
- b. Club officers (emails and/or phone numbers)
- c. Show committee (emails and/or phone numbers)
- d. Show secretary (mailing address, email and phone number)
- e. The names of the judges hired (level through which they will be judging)
- f. Names of the classes offered (regular, optional titling and non-regular), division and class order (Note: All regular classes should be listed as follows: Novice A and B, Open Dog Excellent A and B, Companion Dog Excellent A and B, plus Utility A and B.
- g. Date of trials
- h. Refund information
- i. Show site particulars including directions to site and when the site is open or closed
- j. Awards particulars
- k. When group exercises shall be held and in what order
- l. Entry fees, pre-entry and closing entry date with mailing particulars
- m. Motel/hotel/camping information
- n. Tracking number application attached and/or linked
- o. Entry blank attached and/or linked as applicable

#### **RC.15.01 Motion to add new sign combining Start, Heeling, and Conduct signs**

Approve: Unanimous

Disapprove: 0

Abstain: 0

Non-Voting: 0

**MOTION CARRIES**

Motion: Wesen

I move to approve the following motion from the Rally Committee.

This motion passed with 10 voting for it, 0 against, 0 abstaining and 1 not voting. This motion with its results will be uploaded to the Yahoo group files.

Motion title: RC Motion 15.5 – Combining the Start and Heeling and Conduct Signs

Effective date: June 1, 2015

Maker of motion: Karen Black

Secunder of motion: Carrie Lovell

Discussion Period: January 25 – 31, 2015

Voting Period: February 1 – 7, 2015

Motion statement: I move to add a new sign that combines the Start and the Heeling and Conduct signs into one new sign.

Purpose for motion: To ensure correct placement of signs on courses and course maps, to conserve floor space when courses are set, and to ensure that exhibitors in all ASCA regions are competing on courses constructed in like manners.

Party(s) affected by the motion and how it will affect them: Judges, Affiliates, Webmaster, and Exhibitors.

Judges will have an easier time when designing courses and constructing course maps since one sign will cover both Start and Heeling & Conduct. Judges, Affiliates, and Exhibitors will be receiving more consistent and correct course maps and the Heeling and Conduct sign will naturally be in the correct placement on all courses. Affiliates will be affected by needing to print one new sign within 6 months of the June 1, 2015 effective date if they already have a set of signs they are using. Affiliates who have not printed sign sets yet will have one less sign to print. The Webmaster will be affected as the new set of signs that includes the new Start/Heeling and Conduct sign will need to be posted to the ASCA website.

If necessary, please state the date that the affected office was contacted: The Business Office is not affected by this motion.

Results of the committee vote:

Approve: 10

Disapprove: 0

Abstain: 0

Non-voting: 1

Body of the motion: Add this sign to the current list of signs, replacing the current Start and Heeling and Conduct signs. Affiliates will be allowed to use separate Start and Heeling and Conduct signs during a six-month grace period from June 1, 2015 until January 1, 2016 at which time all course sets must contain the combination Start/Heeling and Conduct sign to replace the individual Start and Heeling and Conduct signs. Heeling and Conduct scoring stays the same.



### Start Heeling and Conduct:

Designates the beginning of the course. Team lines up with dog sitting in heel position just before or at the left of sign.

All imperfections in heeling on the course between stations shall be scored here. All Handler Errors and misbehavior not associated with specific exercises while in the ring shall also be scored here. (See Chapter 2 Sections 19, 21, 23, 25, and 27.) No ½-point deductions.

PROPOSED WORDING for affected sections of the rulebook:

#### 1.15.2

f. All sign holders (not including ~~Start and~~ the Finish sign) should be sequentially numbered on the course. (Effective June 2015)

#### 3.5.2 Course Requirements

Rally Novice A, B, and C courses must have between 16 and 19 stations (~~Start and~~ Finish not included) with a minimum of three and a maximum of six Stationary exercises, and with a minimum of three Novice only signs per course. Each sign will have a ~~ten~~ 10-point value except for Star stations, which will have a 20-point value. The total number of points per course must equal 200. All Novice courses will require the ~~Start/~~ Heeling and Conduct station and one Sit Stay or Down Stay station. Star stations will be determined by the Judge and marked with a Star designator. (Effective June 2015)

#### 4.5.2 Course Requirements

Rally Advanced A, B, and C courses must have between 16 and 19 stations (~~Start and~~ Finish not included) with a minimum of ~~3~~ three and a maximum of ~~7~~ seven stationary exercises ~~per class~~. ~~The class~~ Advanced level courses must also have the ~~Start/~~Heeling and Conduct station and a minimum of four Advanced (not eligible for Novice) exercises. A Sit Stay or Down Stay exercise is optional at the Advanced level. Each sign will have a 10-point value except for the Star stations, which will have a 20 -point value. The total number of points per course must equal 200. Star stations will be determined by the Judge and marked with a Star designator. (Effective June 2015)

#### 5.5.4 Course Requirements

Rally Excellent A, B, and C courses must have between 16 and 19 stations (~~Start and~~ Finish not included) with a minimum of three and a maximum of eight Stationary exercises per class. ~~The class~~ Excellent level courses must also have the ~~Start/~~Heeling and Conduct station and a minimum of four Excellent (not eligible for Novice or Advanced) and three Advanced (not eligible for Novice) exercises, not including the jump. A Sit Stay or Down Stay exercise is optional at the Excellent level. Each sign will have a 10 -point value except for Star stations, which will have a 20-point value. The total number of points per course must equal 200. Any other Star stations will be determined by the Judge and marked with a Star designator. (Effective June 2015)

#### 6.5.4 Course Requirements

Rally Masters courses must have between 16 and 19 stations (~~Start and~~ Finish not included) with a minimum of three and a maximum of nine stationary exercises per class. ~~The class~~ Masters

level courses must also have the Start/Heeling and Conduct Station, the Sit/Stay or Down/Stay station, and a minimum of four Masters only and three Excellent (not eligible for Advanced or Novice) exercises, not including the jumps. Each sign will have a 10-point value except for Star stations that will have a 20-point value. The total number of points per course must equal 200. Any other Star stations will be determined by the Judge and marked with a Star designator. (Effective June 2015)

#### 11.2.2 Performance of the Team; Timing Team Relay Rally

The dogs on a team will perform the course individually and will be judged as specified by the Rally class level being offered. The class will be run like a relay with the time starting as soon as the Judge says "Forward" to the first dog Team on the team passes the Start sign. Each member will start after the previous dog and handler team passes the Finish sign, without any additional commands from the Judge to do so. The four dogs of the Relay team will be timed from the start of the first dog until the fourth dog and handler team passes Finish sign. (Effective June 2015)

#### 17.1 Start/Heeling and Conduct

The "Start/Heeling and Conduct" Station shall be the first numbered Station on the course, and shall be placed next to the "Start" sign. Until January 1, 2016, affiliates will be allowed to continue providing the individual Start and Heeling and Conduct signs for trials, rather than the combined sign. Judges must place the Heeling and Conduct sign to the right of the Start sign if the set of signs provided by the affiliate still includes the two signs.

Signs list at the end of each level's chapter will also show the Start/Heeling and Conduct as one combined sign rather than as separate signs.

## ASCA Rally Signs

#	SIGN	LEVEL	S	NAME & DESCRIPTION
1		N, A, E, M		<b>Start, Heeling and Conduct:</b> All imperfections in heeling on the course between stations shall be scored here. All Handler Errors and misbehavior not associated with specific exercises while in the ring shall also be scored here. (See Chapter 2 Sections 19, 21, 23, 25, and 27.) No ½-point deductions.

### CURRENT WORDING

#### 1.15.2

f. All sign holders or signs (not including Start and the Finish signs and Star designators) should be sequentially numbered on the course, with numbers approximately three inches high. (Effective January 2015)

#### 3.5.2 Course Requirements

Rally Novice A, B, and C courses must have between 16 and 19 stations (Start and Finish not included) with a minimum of three and a maximum of six Stationary exercises, and with a minimum of three Novice only signs per course. Each sign will have a ten-point value except for

Star stations, which will have a 20-point value. The total number of points per course must equal 200. All Novice courses will require the Heeling and Conduct station and one Sit or Down Stay station. Star stations will be determined by the Judge and marked with a Star designator.

#### 4.5.2 Course Requirements

Rally Advanced A, B, and C courses must have between 16 and 19 stations (Start and Finish not included) with a minimum of 3 and a maximum of 7 stationary exercises per class. The class must also have the Heeling and Conduct station and a minimum of four Advanced (not eligible for Novice) exercises. Each sign will have a 10-point value except for the Star stations, which will have a 20-point value. The total number of points per course must equal 200. Star stations will be determined by the Judge and marked with a Star designator.

#### 5.5.4 Course Requirements

Rally Excellent A, B, and C courses must have between 16 and 19 stations (Start and Finish not included) with a minimum of three and a maximum of eight Stationary exercises per class. The class must also have the Heeling and Conduct station and a minimum of four Excellent (not eligible for Novice or Advanced) and three Advanced (not eligible for Novice) exercises, not including the jump. Each sign will have a 10-point value except for Star stations, which will have a 20-point value. The total number of points per course must equal 200. Any other Star stations will be determined by the Judge and marked with a Star designator.

#### 6.5.4 Course Requirements

Rally Masters courses must have between 16 and 19 stations (Start and Finish not included) with a minimum of three and a maximum of nine stationary exercises per class. The class must also have the Heeling and Conduct Station, the Sit/Stay or Down/Stay, and a minimum of four Masters only and three Excellent (not eligible for Advanced or Novice) exercises, not including the jumps. Each sign will have a 10-point value except for Star stations that will have a 20- point value. The total number of points per course must equal 200. Any other Star stations will be determined by the Judge and marked with a Star designator.

#### 11.2.2 Performance of the Team; Timing Team Relay Rally

The dogs on a team will perform the course individually and will be judged as specified by the Rally class level being offered. The class will be run like a relay with the time starting as soon as the first dog on the team passes the Start sign. Each member will start after the previous dog and handler team passes the Finish sign, without any additional commands from the Judge to do so. The four dogs of the Relay team will be timed from the start of the first dog until the fourth dog and handler team passes Finish sign.

#### 17.1 Heeling and Conduct

The “Heeling and Conduct” Station shall be the first numbered Station on the course, and shall be placed next to the “Start” sign.

The current sign lists at the end of each level’s chapter shows the Start sign and the Heeling and Conduct sign to be separate signs.

**RC.15.02 Motion to change 1.1.9, 1.1.11, and 1.4**

Approve: Unanimous

Disapprove: 0

Abstain: 0

Non-Voting: 0

**MOTION CARRIES**

Motion: Wesen

I move to approve the following from the Rally Committee.

The motion below passes with 9 voting for, 1 against, 0 abstaining and 1 not voting.

Motion title: RC Motion 15.2 – Defining trial secretary, Guidelines and Requirements for sanctioning requests, Details to include in premiums

Effective date: June 1, 2015

Maker of motion: Karen Black

Secunder of motion: Corinne Shanks

Discussion Period: January 27 – February 2, 2015

Voting Period: February 3 – 9, 2015

Motion statement: I move to make the following changes to sections 1.1.9, 1.1.11 and 1.4 of the Rally rulebook.

Purpose for motion: The Business Office Manager, Ray Fryar, contacted the Rally Committee Chair and requested these changes so premiums for Rally trials had comparable details to other events, guidelines could be established for sanctioning requests and clarification could be made for show coordinator versus trial secretary.

Party(s) affected by the motion and how it will affect them: Business Office and Affiliates. The Business Office will be affected as they will have more details to check on premiums and they will have a set of guidelines to use when incomplete sanctioning requests are submitted. Affiliates will be affected if their premium template does not already include the items listed, they will have to have all the trial details that appear on a sanctioning request worked out prior to submitting the request to the Business Office and they will have better definitions for what a show coordinator is versus a trial secretary for trials and paperwork requirements.

If necessary, please state the date that the affected office gave approval: Wording for this motion was approved by the Business Office on 1/26/15.

Results of the committee vote:

Approve: 9

Disapprove: 1

Abstain: 0

Non-voting: 1

Comments from the Committee:



Donna Armstrong: I am against this motion because it forces the trial secretary and the entry taker to be the same person through omission. This motion does state that the Trial Secretary is USUALLY the entry taker but there is no provision for the entry taker to be listed on the premium/flyer so clubs are going to take it as is should be the same person. I believe this will hurt our entries and confuse the issue, especially if there is a combination event and only one entry taker for the entire event.

Pat Pierce: This brings the Premium requirements for Rally trials, in line with those for ASCA's other sports.

Body of the motion: The following wording to define the difference between show coordinator and trial secretary, improve the guidelines and requirements for sanctioning requests and the details to include in premiums will replace the current wording.

#### NEW WORDING:

##### 1.1.9 Show Coordinator and Trial Secretary

Affiliate Club(s) in good standing with ASCA will have the exclusive right to schedule, sanction and conduct Official ASCA programs. The Show Coordinator must be a Full ASCA member in good standing and appointed by the Affiliate Club hosting the show. The Show Coordinator will be responsible for accurate filing of trial sanctioning along with appropriate fees in a timely manner. The Show Coordinator is also responsible for ensuring all Trial reports, with appropriate fees and qualifying score entry forms, are submitted to the ASCA Business Office after the show in a timely manner. Copies of any entries sent to the ASCA Business Office must be copied and kept on file with the Host Club for a minimum of one year.

A Show Trial Secretary/Chairman must be a Full ASCA member in good standing. A Trial Secretary is typically the person receiving the entries for the trial. (June 1, 2015)

##### 1.1.11 Application to Hold a Rally Trial

ASCA Affiliate Clubs that meet the requirements of ASCA and wish to hold a Rally Trial at which qualifying scores toward a Rally title may be awarded must make application to the ASCA Business Office on the form provided for permission to hold such Trial. This application must be submitted and postmarked no later than 45 days prior to the event. A sanctioning fee per Trial shall be submitted with the application (see the ASCA Schedule of Fees). Sanctioning Requests will not be accepted with missing information (i.e. incomplete judging panel). A Show Premium that includes all the information listed in Section 1.4 PREMIUM must be included with the sanctioning request.

If an incomplete Sanctioning Request is received, the Business Office will notify the affiliate that the form is incomplete and will return it to the affiliate. Submitting an incomplete Sanctioning Request will not meet the 45-days-prior submission requirement. If a fully completed Sanctioning Request and Premium are not received at least 45 days prior to the event, any fees associated with a late request will apply. (June 1, 2015)

#### 1.4 Premium

#### 1.4.1 Items to Include in the Premium

Affiliates must send a copy of their premium to the ASCA Business Office with their sanctioning request. The premium must include:

- Name of affiliate hosting the event
- Trial Committee Chair (email and/or phone number)
- Show Coordinator (email and/or phone number)
- Trial Secretary (address, email and/or phone number)
- A statement that the trial will be held under the current rules and regulations of ASCA.
- A statement that bitches in season are not allowed to compete (unless the premium is for Nationals or Finals in which case Nationals and Finals Rules will apply)
- Date and Location of trial(s) including physical address and directions
- A full description of the trial's ring surfacing (grass, grass/dirt, sand, matting over concrete, carpet, A/C, heated, indoor/outdoor, etc.)
- Hours the show site will open and close each day
- Number of rally trials and other events
- Judges names and their judge's assignments
- ~~b.~~ The pre-entry closing date, or closing date (if no day-of-show entries are accepted) and the fees for each class. Fee amounts for pre-entries and day of trial entries if they are different must be included.
- A statement either allowing for day-of-trial entries or for accepting pre-entries only
- ~~e.~~ Reduced entry fees if offered for items such as a "package entry fee" if a dog is entered in two classes, or pre-entry discount
- A description of any restrictions for entry into the trial.
- Affiliate name to make checks out to and the address to mail entries
- Refund information
- A statement that no entry shall be accepted from a dog or handler disqualified from the ASCA Rally program; a dog or handler disqualified from all ASCA programs; or a person not in good standing with ASCA. (A list of such dogs will be supplied by the business office along with the sanctioning paperwork.)
- A listing of all classes offered for each day
- Judging start times and order of classes
- ~~d.~~ A description of awards to be given along with any special awards or prizes
- Local veterinarians for emergency contact
- Rules of the affiliate and/or trial location the exhibitors would need prior knowledge (including waivers to be signed)
- Listing of any applicable local laws or show site regulations pertaining to the exhibition of dogs. (including waivers to be signed)
- Local hotel(s) and pet accommodation information
- RV hook up/Camping amenities and availability (RV Park Guide) (if applicable)
- Food Vendor information
- Show photographer information (if applicable)
- ~~a.~~ ~~An~~ The current ASCA Rally entry form or the location in which to obtain one a link to the form on the ASCA website
- ~~e.~~ A copy of the Tracking Number and Service Membership Application. ~~This form can be downloaded from the ASCA website and must be included in the premium sent out to~~

competitors or a link to the form on the ASCA website. (not required for the ASCA Nationals and pre/post trial premiums). (June 1, 2015)

#### CURRENT WORDING:

##### 1.1.9 Show Coordinator

Affiliate Club(s) in good standing with ASCA will have the exclusive right to schedule, sanction and conduct Official ASCA programs. The Show Coordinator must be a Full ASCA member in good standing and appointed by the Affiliate Club hosting the show. The Show Coordinator will be responsible for accurate filing of trial sanctioning along with appropriate fees in a timely manner. The Show Coordinator is also responsible for ensuring all Trial reports, with appropriate fees and qualifying score entry forms, are submitted to the ASCA Business Office after the show in a timely manner. Copies of any entries sent to the ASCA Business Office must be copied and kept on file with the Host Club for a minimum of one year. A Show Secretary/Chairman must be a Full ASCA member in good standing.

##### 1.1.11 Application to Hold a Rally Trial

ASCA Affiliate Clubs that meet the requirements of ASCA and wish to hold a Rally Trial at which qualifying scores toward a Rally title may be awarded must make application to the ASCA Business Office on the form provided for permission to hold such Trial. This application must be submitted and postmarked no later than 45 days prior to the event. A sanctioning fee per Trial shall be submitted with the application (see the ASCA Schedule of Fees).

#### 1.4 Premium

##### 1.4.1 Items to Include in the Premium

Affiliates must send a copy of their premium to the ASCA Business Office with their sanctioning request. The premium must include:

- a. An ASCA entry form or the location in which to obtain one.
- b. The pre-entry closing date, or closing date (if no day of show entries are accepted) and the fees for each class.
- c. Reduced entry fees if offered for items such as a “package entry fee” if a dog is entered in two classes, or pre-entry discount.
- d. Awards to be given along with any special awards or prizes.
- e. A copy of the Tracking Number and Service Membership Application. This form can be downloaded from the ASCA website and must be included in the premium sent out to competitors.

#### **RC.15.03 Motion to correct/amend individual signs**

Approve: Unanimous

Disapprove: 0

Abstain: 0

Non-Voting: 0

**MOTION CARRIES**

Motion: Wesen

I move to approve the following motion from the Rally Committee.

RC Motion 15.6 – Sign Descriptions passes with 10 voting for, 0 against, 0 abstaining and 1 not voting. This motion will be uploaded to the yahoo group files.

Motion title: RC Motion 15.6 Sign Descriptions

Effective date: June 1, 2015

Maker of motion: Carrie Lovell

Secunder of motion: Leah Swatko

Discussion Period: Jan 25-31, 2015

Motion statement: I move to correct and/or amend the wording on following the sign descriptions.

Purpose for motion: To make grammatical corrections and add or amend wording that will aid in the clarity and overall consistency of the sign requirements. This will ensure that signs within the same family contain the same wording where necessary. Many of these things are done anyway, but technically cannot be scored if they are not in the rulebook. Adding them to the rulebook closes up loopholes.

Party(s) affected by the motion and how it will affect them: Exhibitors and Judges. Exhibitors will have more consistency and better understanding of what is asked of them in regards to sign performance. Judges will have more understanding of sign requirements to help improve consistency in judging.

If necessary, please state the date that the affected office was contacted: The Business Office is not affected by this motion and was not contacted.

Results of the committee vote:

Approve: 10

Disapprove: 0

Abstain: 0

Non-voting: 1

Comments from the Committee:

Pat Pierce - We have struggled to correct grammar inconsistencies since the beginning of the Rally program, and hope to have finally caught and corrected those that escaped previous edits.

Body of the motion: Make the following corrections and additions to the sign descriptions.

PROPOSED WORDING for affected sections of the rulebook:

17 Signs and Descriptions

(Sign #2)

**Halt, Fast:**

Handler stops, dog sits in heel position. At sign, Team heels forward at a noticeably faster than normal pace in heel position, until the next sign which must be a Normal Pace sign. (Effective June 1, 2015)

(Sign #14)

**270 Right:**

Team makes a small 270-degree circle turn to the right in heel position. ~~in front of the sign.~~ (Effective June 1, 2015)

(Sign #21)

**Serpentine Cones, One Way:**

Four cones are placed 6 to 8 feet apart in a straight line. Team enters with first cone to their left, and weaves while heeling ~~down~~ throughout the cones and exits with last cone on their right. (Effective June 1, 2015)

(Sign #22)

**Serpentine Cones, Down & Back:**

Four cones are placed 6 to 8 feet apart in a straight line. Team enters with first cone to their left, and while heeling weaves ~~down~~ throughout the cones, around the last one, and back the other way and exits with last cone to their left. (Effective June 1, 2015)

(Sign #100)

**Halt, Down:**

Handler stops, dog sits in heel position. At handler's command and/or signals ~~D~~dog ~~D~~downs from sit. Handler pauses. Team heels forward from down. (Effective June 1, 2015)

(Sign #101)

**Halt, Stand:**

Handler stops, dog sits in heel position. At handler's command and/or signals, dog stands in heel position. Handler pauses. Team heels forward from stand. ~~The~~ Handler may gently assist dog to stand. (Effective June 1, 2015)

(Sign #121)

**Down:**

While heeling, dog downs in heel position at handler's command and/or signals, handler pauses in heel position while dog remains down. Team ~~m~~oves heels forward. (Effective June 1, 2015)

(Sign #220)

**Halt, Down, Sit:**

Handler stops, dog sits, in heel position. At handler's command and/or signals, Dog downs from sit, then sits from down, all in heel position. Team heels forward. (Effective June 1, 2015)

(Sign #300)

**Halt, Slow:**

Handler stops, dog sits in heel position. At sign, Team heels at a noticeably slower than normal pace in heel position until the next sign which must be a Normal Pace or the Finish sign.  
(Effective June 1, 2015)

(Sign #301)

**Halt, Stand, Sit:**

Handler stops, dog sits in heel position. At handlers command and/or signals, dog stands from sit, then sits from stand, all, in heel position. Team heels forward. (Effective June 1, 2015)

(Sign #302)

**Halt, Stand, Down:**

Handler stops, dog sits in heel position. At handler's command and/or signals, Dog stands from sit, then downs from stand, all, in heel position, Handler pauses. Team heels forward. (Effective June 1, 2015)

(Sign #310)

**Halt, Call Front, Finish Right, Halt:**

Handler stops, dog sits in heel position. While stationary, handler calls dog to front position, dog sits facing handler. Dog finishes right to heel position while handler remaining remains stationary, dog sits. Team heels forward. (Effective June 1, 2015)

(Sign #311)

**Halt, Call Front, Finish Left, Halt:**

Handler stops, dog sits in heel position. While stationary, handler calls dog to front position, dog sits facing handler. Dog finishes left to heel position while handler remaining remains stationary, dog sits. Team heels forward. (Effective June 1, 2015)

(Sign #312)

**Moving Stand, Walk Around Dog:**

At handler's command and/or signal, dog stands and stays in place while handler continues moving and walks around dog. Handler pauses in heel position while dog remains standing. Team heels forward. (Effective June 1, 2015)

(Sign #404)

**270 Left, Halt:**

Team makes a small 270-degree circle turn to the left in heel position. At end of turn, Handler stops, dog sits in heel position. Team heels forward. (Effective June 1, 2015)

(Sign #406)

**270 Right, Halt:**

Team makes a small 270-degree circle turn to the right in heel position. At end of turn, Handler stops, dog sits in heel position. Team heels forward. (Effective June 1, 2015)

(Sign #407)

**Left About, Halt:**

Handler makes an about turn to the left. While handler turns left, dog moves right and behind handler, at end of turn, Handler stops, dog sits in heel position. Team heels forward. (Effective June 1, 2015)

(Sign #409)

**Moving Down, Walk 3 Steps, Face Dog, Call to Front, Finish, Halt:**

At handler's command and/or signal, dog downs and stays in place while handler continues at least three steps forward. Handler turns and faces dog, At handler's command and/or signal, dog comes directly to front position and sits. Dog finishes and sits in heel position in heel position prior to moving forward. (Effective June 1, 2015)

(Sign #410)

**Serpentines One Way with Distractions:**

Four cones are placed 8 to 10 feet apart in a straight line. Two distractions, either toys (6-12" in size) or bowls (1-2 qt. size) with food (securely covered), shall replace the two inner cones. Team enters with first cone to their left, and while heeling, weave down throughout the cones and distractions and exits with the last cone to their right. Cones and distractions may not be used by any other exercise. Other sections of the course path may not pass through the cones and distractions. (Effective June 1, 2015)

(Sign #411)

**Serpentines Down & Back with Distractions:**

Four cones are placed 8 to 10 feet apart in a straight line. Two (2) distractions, either toys (6-12" in size) or bowls (1-2 qt. size) with food (securely covered), shall replace the two inner cones. Team enters with first cone to their left, and while heeling, weave down throughout the cones and distractions, around the last one, and back the other way. Team exits with the last cone to their left. Cones and distractions may not be used by any other exercise. Other sections of the course path may not pass through the cones and distractions. (Effective June 1, 2015)

(Sign #412)

**Halt, Back 1 Step, Halt:**

Handler stops, dog sits in heel position. Handler Team takes one handler step back, dog maintains heel position. Handler stops, dog sits in heel position. Team heels forward. (Effective June 1, 2015)

CURRENT WORDING

(Sign #2)

**Halt, Fast:**

Handler stops, dog sits in heel position. At sign, Team heels forward at a noticeably faster than normal pace, until the next sign which must be a Normal Pace sign.

(Sign #14)

**270 Right:**

Team makes a small 270-degree circle turn to the right in front of the sign.

(Sign #21)

Serpentine Cones, One Way:

Four cones are placed 6 to 8 feet apart in a straight line. Team enters with first cone to their left, and weaves while heeling down throughout the cones and exits with last cone on their right.

(Sign #22)

Serpentine Cones, Down & Back:

Four cones are placed 6 to 8 feet apart in a straight line. Team enters with first cone to their left, and while heeling weaves down throughout the cones, around the last one, and back the other way and exits with last cone to their left.

(Sign #100)

Halt, Down:

Handler stops, dog sits in heel position. At handler's command and/or signals Dog Downs from sit. Handler pauses. Team heels forward from down.

(Sign #101)

Halt, Stand:

Handler stops, dog sits in heel position. At handler's command and/or signals, dog stands in heel position. Handler pauses. Team heels forward. The Handler may gently assist dog to stand.

(Sign #121)

Down:

While heeling, dog downs in heel position at handler's command and/or signals, handler pauses in heel position while dog remains down. Team moves forward.

(Sign #220)

Halt, Down, Sit:

Handler stops, dog sits, in heel position. At handler's command and/or signals, Dog downs from sit, sits from down, all in heel position. Team heels forward.

(Sign #300)

Halt, Slow:

Handler stops, dog sits in heel position. At sign, Team heels at a noticeably slower than normal pace until the next sign which must be a Normal Pace or the Finish sign

(Sign #301)

Halt, Stand, Sit:

Handler stops, dog sits in heel position. At handlers command and/or signals, dog stands from sit, sits from stand, all, in heel position. Team heels forward.

(Sign #302)

Halt, Stand, Down:

Handler stops, dog sits in heel position. At handler's command and/or signals, Dog stands from sit, downs from stand, all, in heel position. Handler pauses. Team heels forward.



(Sign #310)

Halt, Call Front, Finish Right, Halt:

Handler stops, dog sits in heel position. While stationary, handler calls dog to front position, dog sits facing handler. dog finishes right to heel position while handler remaining stationary, dog sits. Team heels forward.

(Sign #311)

Halt, Call Front, Finish Left, Halt:

Handler stops, dog sits in heel position. While stationary, handler calls dog to front position, dog sits facing handler. dog finishes left to heel position while handler remaining stationary, dog sits. Team heels forward.

(Sign #312)

Moving Stand, Walk Around Dog:

At handler's command and/or signal, dog stands and stays in place while handler continues moving and walks around dog. Handler pauses in heel position while dog remains standing. Team heels forward.

(Sign #404)

270 Left, Halt:

Team makes a small 270-degree circle turn to the left in heel position. Handler stops, dog sits in heel position. Team heels forward.

(Sign #406)

270 Right, Halt:

Team makes a small 270-degree circle turn to the right in heel position. Handler stops, dog sits in heel position. Team heels forward.

(Sign #407)

Left About, Halt:

Handler makes an about turn to the left. While handler turns left, dog moves right and behind handler, Handler stops, dog sits in heel position. Team heels forward

(Sign #409)

Moving Down, Walk 3 Steps, Face Dog, Call to Front, Finish, Halt:

At handler's command and/or signal, dog downs and stays in place while handler continues at least three steps forward. Handler turns and faces dog, At handler's command and/or signal, dog comes directly to front position. Dog finishes and sits in heel position prior to moving forward.

(Sign #410)

Serpentines One Way with Distractions:

Four cones are placed 8 to 10 feet apart in a straight line. Two distractions, either toys (6-12" in size) or bowls (1-2 qt. size) with food (securely covered), shall replace the two inner cones. Team enters with first cone to their left, and while heeling, weave down throughout the cones and distractions and exits with the last cone to their right. Cones and distractions may not be

used by any other exercise. Other sections of the course path may not pass through the cones and distractions.

(Sign #411)

Serpentines Down & Back with Distractions:

Four cones are placed 8 to 10 feet apart in a straight line. Two (2) distractions, either toys (6-12" in size) or bowls (1-2 qt. size) with food (securely covered), shall replace the two inner cones. Team enters with first cone to their left, and while heeling, weave down throughout the cones and distractions, around the last one, and back the other way. Team exits with the last cone to their left. Cones and distractions may not be used by any other exercise. Other sections of the course path may not pass through the cones and distractions.

(Sign #412)

Halt, Back 1 Step, Halt:

Handler stops, dog sits in heel position. Handler takes one step back, dog maintains heel position. Handler stops, dog sits in heel position. Team heels forward.

#### **RC.15.04 Motion to add Course Design chapter**

Approve: Unanimous

Disapprove: 0

Abstain: 0

Non-Voting: 0

**MOTION CARRIES**

Motion: Wesen

**I move to approve the following recommendation from the Rally Committee.**

Motion title: RC Motion 15.1 – Course Design Chapter and Chart for Appendix

Effective date: June 1, 2015

Maker of motion: Karen Black

Secunder of motion: Carrie Lovell

Discussion Period: January 20 – 26, 2015

Motion statement: I move to add a chapter to the Rally Rulebook regarding course design and the sign placement chart in the appendix.

Purpose for motion: Reviewing post-trial rally courses has shown us that ASCA Rally courses are often difficult and complicated to design. Adding a chapter to the Rally Rulebook regarding course design will improve the quality and consistency of courses used and will improve the likelihood that the courses being used at trials meet ASCA Rally rules and regulations. This chapter will be inserted into the Rally Rulebook just ahead of the Chapter on Signs and Descriptions and the Chapter number for Signs and Descriptions will become the next chapter.

Party(s) affected by the motion and how it will affect them: Judges will be affected by receiving more information about the process of designing courses and gain a better understanding of what

is expected; exhibitors and affiliates will be affected by having courses that meet the rules and regulations

If necessary, please state the date that the affected office was contacted: The business office was contacted on 1/8/15 and per Ray, does not need to review and approve.

Results of the committee vote:

Approve: 10

Disapprove: 0

Abstain: 0

Non-voting: 1

Body of the motion:

### **1 Course Design**

It is the Judge's responsibility to design courses that offer level appropriate challenges and meet the current ASCA Rules and Regulations. Safety, flow and interesting course design are primary factors and contribute directly to the exhibitor's ability to demonstrate teamwork and proficiency on the course.

At all levels, the judge shall design a course that meets the following criteria.

#### **1.1 Equipment**

- a. The judge shall only use equipment that is approved by the current Rules and Regulations of ASCA. (See Chapter 1.15.1, 1.15.2, 1.15.3)
- b. Only equipment the Affiliate is required to provide may be used. (See Chapter 1.15.1)

#### **1.2 Course Map Requirements**

The following items must appear on all course maps.

##### **1.2.1 Tools for Designing Courses**

There are many tools available on the ASCA website to assist in designing courses.

Available on the website are:

- a. 2015 Course Design Template (excel based template)
- b. Course Design Checklist
- c. Mini .jpeg signs for use in other software programs

Judges are allowed the freedom to choose which software to use when designing courses. They can even choose to hand draw course maps as long as the following criteria are met.

##### **1.2.2 Map Basics**

- a. Judge's name
- b. Date of the trial; if there is more than one trial on that date, further identification such as Trial #1, Trial #2, or A.M., P.M. must be included on each map.
- c. Affiliate club hosting the trial
- d. Course level
- e. Ring size

- f. ASCA sign icons
- g. Station numbers
- h. Star indicators, enough to have a total of 200 points available on the course.
- i. Cone icons, if any cone exercises are used. (No more than 7 cones may be used on a course.)
- j. Separate entrance and exit gates.
- k. Leash location indicator for courses that utilize a Stay exercise requiring the handler to retrieve a leash as part of the exercise.

### **1.2.3 Jump icons and distraction icons**

- a. Jump icons (1 for excellent; 1 or 2 for Masters. If a single physical jump is used in Masters, the jump used must be different than the jump used in Excellent.)
- b. Jump types must be identified on the course maps; if an exercise list is part of the map, it is helpful for the jump type to be mentioned there as well.
- c. Toy or food icons for distraction exercises must be shown on course maps.

### **1.2.4 Handler Path Arrows**

- a. The handler path shall be indicated by arrows on Novice level courses.
- b. Handler paths may be marked at the other levels, but are not required.

## **1.3 Design Requirements**

### **1.3.1 General Requirements**

- a. Safety and flow are required on all courses.
- b. The distribution of stations should balance the area given for the ring. L patterns or other patterns that leave large blocks of ring space empty do not meet this requirement.
- c. Sign icons and station numbers shall appear on the map in the order the exercises are to be performed.
- d. Courses at all levels will have 16 to 19 stations with enough star stations for the course to have a starting value of 200 points.
- e. Courses must be designed in a manner that dogs of any size and handlers with mobility aids can perform the stations with adequate space to do so.
- f. There should be significant differences in the signs used for Excellent and Masters; both to provide course variety and to prevent a distinct advantage for exhibitors competing in both classes over exhibitors competing in only one level.
- g. Courses should be designed and laid out in a way that all teams, even those whose handlers miss the walk through, have a reasonable chance of qualifying.
- h. Sign selection should be made so that courses are challenging but fair at all levels.
- i. The selection of signs should demonstrate a variety of behaviors and provide an opportunity for teams to demonstrate teamwork and proficiency.

### **1.3.2 Sign Placement**

- a. Sign icons shall be shown on the map to the right of the team's path except for change of direction signs which shall be shown placed directly in front of the team.
- b. Signs including more than two elements are to be readable to the handler during the performance of all elements of the exercise.
- c. Placement of the Start sign must allow adequate room for the team to enter the ring and set up.

- d. Placement of the Finish sign when facing the ring gate must be at least 6 feet from the gate.
- e. Fast (sign #3) and Halt, Fast (sign #2) must be followed by the Normal sign.
- f. Slow (sign #4) and Halt, Slow (sign #300) may be followed by either the Normal sign or the Finish sign.
- g. Sign Placement and Performance Location Chart (see Appendix)

### 1.3.3 Stationary Exercises

a. The chart below shows the allowed number of stationary exercises allowed on a course for each level.

Novice	Advanced	Excellent	Masters
3-6	3-7	3-8	3-9

- b. A stationary exercise is any exercise where the handler and dog come to a complete stop at any point in the performance of the exercise.
- c. Stationary exercises are marked with an “S” in the Stationary column in Chapter 18 Signs and Descriptions.
- d. The Sit Stay and Down Stay exercises do not count in the total number of stationary exercises on a course.

### 1.3.4 Stay exercises

a. A Sit Stay or a Down Stay is required in Novice and Masters. They are allowed in Advanced and Excellent. The following distance requirements for the stays are below.

Novice	Advanced	Excellent	Masters
End of a 6-foot leash	10 feet	15 feet	20 feet

### 1.3.5 Distraction exercises

- a. Distractions can be either toys (6” to 12” in size) or bowls (1 – 2 quart size) with food securely covered.
- b. Cones that are part of a distraction exercise may not be used by any other exercise. For instance, if the Serpentine Cones One Way with Distractions is used, neither of the end cones of that exercise can be used as part of any other cone exercise.
- c. Other sections of the course path may not pass through a distraction exercise.
- d. Distractions should be placed so they do not accidentally or intentionally become part of other exercises on the course.

### 1.3.6 Level Specific Exercise Requirements

- a. The chart below shows the sign requirements specific to each level of competition.
- b. Jump exercises are not included in the total count of Excellent exercises included on a course.

Novice	Advanced	Excellent	Masters
3 Novice only exercises	4 Advanced exercises (not eligible for Novice)	4 Excellent exercises (not eligible for Novice or Advanced)	4 Masters only exercises 3 Excellent exercises

		3 Advanced exercises (not eligible for Novice)  1 Jump exercise	(not eligible for Novice or Advanced)  1 or 2 Jump exercises
--	--	---	--

## 1.4 Additional Design Criteria

### 1.4.1 Jump exercises

- a. If only one physical jump is used in Masters, it must be different than the jump used in Excellent.
- b. If two jump exercises are used in Masters, there must be at least 2 exercises performed between the two jump exercises.
- c. Adequate space must be allowed before the jump and after the jump to ensure safe take-off and landing zones. At least 10 feet are required before and after a bar jump or high jump. The broad jump needs at least 10 feet before the jump and at least 12 feet after the jump.
- d. The jump exercise in Excellent must be starred.
- e. At least one jump exercise in Masters must be starred.

### 1.4.2 Stationary exercises

- a. Care should be taken to avoid any disruption of course flow caused by too many consecutive stationary exercises. Things to consider when determining if there are too many in a row are how many sits, downs, and stands there are in that sequence and on the complete course. The analysis of this really depends on the exercises chosen. For instance, on a Masters level course if station numbers 310 (Halt, Call Front, Finish Right, Halt), 7 (Call Dog Front, 1-2-3 Backwards) and 405 (Halt, Pivot Right, Halt, x3) are used in sequence, there are 11 sits required within a short distance which can really destroy flow and interest on a course and it feels like too many stationary exercises in a row. If on the other hand, stations 313 (Moving down, Walk Around Dog), 402 (Side Step, Forward Step, Halt) and 408 (Moving Stand, Walk 3 Steps, Face Dog, Call to Heel) are used, there is 1 down, 1 stand and 2 sits with the handler moving to different positions in the stations which gives 3 stationary exercises in a row a totally different feel. In the second example, 3 stationary exercises don't destroy the flow and interest of the course.
- b. The use of stationary exercises on a course should demonstrate the ability of teams to perform a variety of stationary positions.

### 1.4.3 Turns

- a. Care should be taken to avoid too many consecutive turns, which can cause dizziness. An example might include spirals, 360 circles and 270s all run together in a sequence. Breaking up turn exercises with other exercises will help reduce the potential dizzy factor.
- b. The following signs can be used to create a 90-degree turn on a course.

All Levels	Novice and Advanced	Excellent and Masters	Masters
Right Turn	Offset Figure 8 (if cones are placed for that effect)	Offset Figure 8 with Distractions (if cones are placed for that effect)	270 Right Halt

Left Turn		Halt, Turn Right One Step, Call to Heel	270 Left Halt
270 Right			Halt Pivot Right Halt x 3
270 Left			Halt Pivot Left Halt x 3
90 Pivot Right			
90 Pivot Left			
Spiral Right			
Spiral Left			

c. Serpentine exercises are not designed to include a 90-degree turn at the first cone or a 90-degree turn out of the exercise. If a course requires the team to make a 90 degree turn to get into the serpentine, then a turn exercise must be used as the station before the serpentine so that the serpentine exercise can be approached straight. If the course requires a turn coming out of a serpentine, the turn must be made using a turn exercise following the serpentine rather than using the last cone as a turning mechanism.

#### 1.4.4 Cones

- a. Serpentine and spiral exercises are set up with 6-8 feet between the cones.
- b. Serpentine exercises with distractions require 8-10 feet between the cones and distractions.
- c. The Offset Figure 8 and Offset Figure 8 with Distractions exercises are set up with 8- 10 feet between the cones. Distractions for the Offset Figure 8 with Distractions are placed 6 – 8 apart and at 90 degree angles to the cones.

#### 1.4.5 Spacing of Exercises

a. Careful consideration must be given to how much space an exercise requires for correct performance. Some stations require much more than others. For instance the Halt station takes up very little space compared to the Halt, 1, 2, 3. The following chart is provided to offer suggestions for the amount of space needed for some of the exercises. These are not hard and fast numbers. The amount of space it takes for a sign depends a lot on the exhibitor and the size of the dog. It is up to the judge to set a course that ensures there is enough space to perform the selected exercises.

Sign Name	Approximate space required
Halt, 1-2-3	15 feet
Call Dog Front, 1-2-3 Backwards	15 feet
Serpentine exercises without distractions	22-28 feet
Serpentine exercises with distractions	28-34 feet
Spiral Right; Spiral Left	19-23 feet
Off Set Figure 8	8-10 feet
Any station that requires the handler to walk away from their dog 3 steps	7-10 feet
Bar jump or High jump	22 feet
Broad Jump	25 feet

- b. Spacing not only involves the distance needed for performing exercises, but how much width is required for exercises. Consideration must be given to ensure paths are suitable for dogs of all sizes and mobility aids. One never knows when a Chihuahua and Great Dane will enter the same trial or when a wheel chair, walker, or other mobility aid will need to be used by a handler. Some mobility aids can be as wide as 30". As an example, a 4-foot wide section for a handler path that has the ring gates on one side of it and Rally signs to the handler's right should be sufficient in most cases.
- c. When designing courses, you should take the necessary measures to ensure there is enough space in each sequence for correct performance of all the exercises. Setting up the course or setting up sections of the course for testing may help.
- d. Signs on the course maps should not be placed haphazardly, but with intention and care. The distance between exercises should be proportionate to the distance required to perform the exercise. While exact distances are not required, it is possible to create maps that depict courses with correct sign placement and reasonable approximations of distances needed for each station and the path between them.
- e. Teams should have room to complete each exercise before beginning their approach to the next sign. Allowing room between stations and before and after change of directions requires teams to demonstrate control and teamwork. The Heeling and Conduct sign exists so that imperfections in heeling, misconduct, lack of teamwork and handler errors that occur between stations can be scored.
- f. Large drifts should be avoided and can frequently be corrected by altering a course path, adding another turn, allowing more space between exercises and various other design techniques.
- g. Exercises that require a 90, 180, 270 or 360 degree performance must be placed on the course so that the complete angle can be accomplished. For instance a 180-degree pivot, must be placed so the team can perform a complete 180 degree pivot. Anything less than 180 degrees or more than 180 degrees will result in an incorrect performance and should not be due to poor course design.
- h. Creative course paths are encouraged, even allowing diagonal courses or diagonal sections of courses. However, course design must always direct each team to a position that allows the correct completion of every exercise.
- i. Sometimes using a cone exercise to get into and out of diagonal sections allows for the correct completion of exercises. Care should be taken to avoid obscure, unconventional or backside entrances to cone exercises.
- j. When the available ring size is unknown it is always best to design for the minimal legal size ring, 40' x 50'. Courses can be easily spread out to use more space, but many times do not squish together well.




## Sign Placement and Performance Location Chart

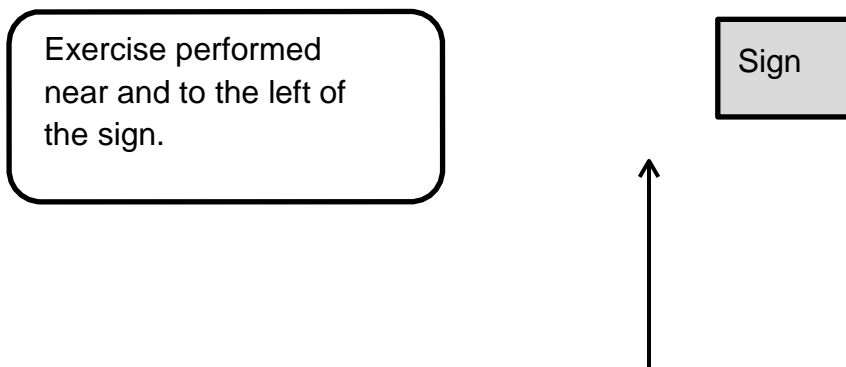
### ASCA Example 1 – Change of Pace Signs



### ASCA Example 2 – Change of Direction Signs



### ASCA Example 3 – Signs Not Requiring Handler to Move Away from Their Dog



**ASCA Example 4 – Signs Requiring Handler to Move Away from Their Dog**

3

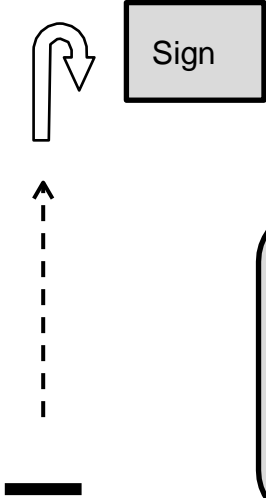
Handler turns and faces their dog before performing the next element(s) of the exercise and then handler returns to heel position.

2

Handler moves 3 steps away from dog.

1

Handler performs 1<sup>st</sup> element of the exercise back here.



Note: The sign will be readable during all elements of the exercise.

**ASCA Example 5 – Signs Requiring Handler to Move Away from Their Dog – Change of Direction**

3

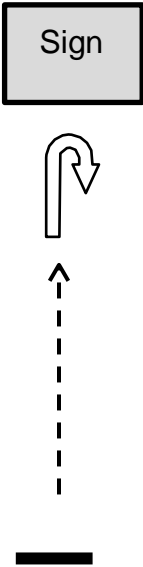
Handler turns and faces their dog before performing the next element(s) of the exercise, ultimately turning the team 180 degrees.

2

Handler moves 3 steps away from dog.

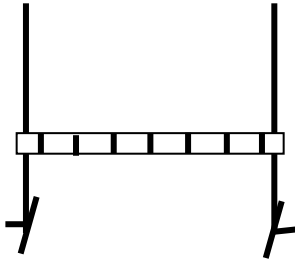
1

Handler performs 1<sup>st</sup> element of the exercise back here.



Note: The sign will be readable during all elements of the exercise.

**ASCA Example 6 – Sign Location for Jump Exercises**



Sign

Sign is placed before and to the right of the jump to allow adequate space for the team to perform the exercise.

**ASCA Example 7 – Sign Location for Cone Exercises**



Sign

Sign is placed before and to the right of the 1<sup>st</sup> cone to allow adequate space for the team to perform the exercise.

### **RC.15.05 Motion to change individual signs**

Approve: Unanimous

Disapprove: 0

Abstain: 0

Non-Voting: 0

**MOTION CARRIES**

Motion: Wesen

**I move to approve the following recommendation from the Rally Committee.**

The motion below passed the rally committee with 9 voting for, 1 against, 0 abstaining, 1 not voting. The motion with results and comments will be placed in the motions file on the yahoo group site.

Motion title: RC Motion 15.4 Description change for the Halt, Stand, Walk 3 Steps, Face Dog, Return (sign #200) and Back 3 Steps (sign #315) signs

Effective date: June 1, 2015

Maker of motion: Carrie Lovell

Secunder of motion: Sandy Walroth

Discussion Period: Jan 25-31, 2015

Voting Period: February 1 – 7, 2015

Motion statement: I move to change the wording in the descriptions of the Halt, Stand, Walk 3 Steps, Face Dog, Return sign and the Back 3 Steps sign to match the other 3 step sign descriptions.

Purpose for motion: To increase consistency in performance requirements of the exercises and improve the consistency of judging for exercises requiring similar footwork and performance expectations.

Party(s) affected by the motion and how it will affect them: Exhibitors and Judges are affected. Exhibitors will have more consistency in what is asked of them in regards to sign performance. Judges will also have more consistency from a judging perspective with the all signs involving 3 steps having the same wording and performance requirements.

If necessary, please state the date that the affected office was contacted: The Business Office is not affected by this motion and was not contacted.

Results of the committee vote:

Approve: 9

Disapprove: 1

Abstain: 0

Non-voting: 1

Comments from committee members:

Donna Armstrong - I like the idea that there could be more than 3 steps but now if someone takes 12 steps there is nothing that can be done about it. I am not leaving it open ended like that.

Pat Pierce - These wording changes clarify our original intent on both exercises. The old versions carried an Incorrect Performance penalty should a handler need to take more than three steps for balance or other reasons, as the exact number of steps was considered a principal part of each exercise.

Karen Black - Changing the wording on these two signs means these sign will match the other three signs that already say “at least three steps.” So now all of those type signs will be worded the same and the judges and exhibitors won’t have to remember which ones require exactly 3 and which ones are at least three thus scoring and performances will be more consistent.

Body of the motion: Change the sign descriptions in the rulebook from their current wording to the following.

PROPOSED WORDING for affected sections of the rulebook:

17 Signs and Descriptions

(Sign #200)

**Halt, Stand, Walk 3 Steps, Face Dog, Return:**

Handler stops, dog sits. At handler's command and/or signal, dog stands in place in heel position. Handler walks at least three steps, turns, faces dog and pauses. Handler returns around dog and pauses in heel position. Team heels forward.

(Sign #315)

**Back 3 Steps:**

Without hesitation, handler takes at least three steps back, dog maintains heel position. Team heels forward.

CURRENT WORDING

17 Signs and Descriptions

(Sign #200)

Halt, Stand, Walk 3 Steps, Face Dog, Return:

Handler stops, dog sits. At handler's command and/or signal, dog stands in place in heel position. Handler walks three steps, turns, faces dog and pauses. Handler returns around dog and pauses in heel position. Team heels forward.

(Sign #315)

Back 3 Steps:

Without hesitation, handler takes three steps back, dog maintains heel position. Team heels forward.

**RC.15.06 Motion to update APDT to WCRL (World Cynosports)**

Approve: Unanimous

Disapprove: 0  
Abstain: 0  
Non-Voting: 0  
MOTION CARRIES

Motion: Wesen  
I move to approve the following from the Rally Committee.

Motion title: RC Motion 15.3 – Housekeeping motion to change APDT to WCRL (World Cynosport)

Effective date: June 1, 2015  
Maker of motion: Karen Black  
Seconder of motion: Karen Souza  
Discussion Period: January 24 – 30, 2015  
Voting Period: January 31 – February 6, 2015

Motion statement: I move to update the wording in the Judging Requirements from APDT to WCRL (World Cynosports).

Purpose for motion: World Cynosport bought the APTD Rally program so our judge requirements section needs to reflect the change. World Cynosport retained the same already approved judges and requirements for becoming a judge so it does not alter ASCA allowing judges from that program to use this as a qualifying criteria for becoming an ASCA Rally judge. This motion simply updates the name of the venue.

Party(s) affected by the motion and how it will affect them: Rally Committee and Webmaster  
This change affects the Rally Committee since it requires updates to the rulebook and the Judge application. The change also affects the webmaster as she will need to upload the updated Rally Judge Application.

If necessary, please state the date that the affected office was contacted: The Business Office is not affected by this motion and is already aware of the name change.

Results of the committee vote:  
Approve: 10 - Leah Swatko, Karen Black, Gunter Geisel, Carrie Lovell, Sandy Walroth, Donna Armstrong, Sundi Prechtel, Corinne Shanks, Pat Pierce, Karen Souza  
Disapprove: 0  
Abstain: 0  
Non-voting: 1 – Gudrun Dytrych

Body of the motion: Change Chapter 15.1.1, 15.1.2, 15.2.1.b to reflect the venue name change from APDT to WCRL (World Cynosport).

PROPOSED WORDING for affected sections of the rulebook:

### **15.1.1 Approved Rally Judges from Other Registries**

Any Judge who has been approved for a minimum of one year for all levels of AKC, CKC, UKC, and/or APDT WCRL (World Cynosport) Rally judging may apply to become an ASCA Rally Judge.

### **15.1.2 Approved Obedience Judge with Rally Titles**

ASCA, AKC, CKC, and/or UKC Obedience Judges who are approved to Judge through Open and have earned one Rally Masters (RM) title (from ASCA) or two Rally Excellent titles (RE) (one from ASCA and the other from ASCA, AKC, or CKC, or the UKC URO3 or APDT WCRL RL3) may apply to become an ASCA Rally Judge.

### **15.2.1 Requirements to Become a Judge**

All “other persons” wishing to become an ASCA Rally Judge must fulfill all requirements from either Option A or B.

#### **a. Option A Qualifications**

- i. Two Companion Dog (CD) titles (from ASCA, AKC, CKC, or UKC)
- ii. One Companion Dog Excellent (CDX) title (from ASCA, AKC, CKC or UKC)
- iii. One Rally Masters (RM) title (from ASCA)

#### **b. Option B Qualifications**

- i. One Companion Dog (CD) title (from ASCA, AKC, CKC, or UKC)
- ii. One Rally Excellent Masters (REM) title (from ASCA)
- iii. Three Rally Excellent (RE) titles (at least one RE must be from ASCA; others may be a combination from ASCA, AKC, CKC, the UR03 from UKC, and/or the APDT WCRL RL3)

## **CURRENT WORDING**

### **15.1.1 Approved Rally Judges from Other Registries**

Any Judge who has been approved for a minimum of one year for all levels of AKC, CKC, UKC, and/or APDT Rally judging may apply to become an ASCA Rally Judge.

### **15.1.2 Approved Obedience Judge with Rally Titles**

ASCA, AKC, CKC, and/or UKC Obedience Judges who are approved to Judge through Open and have earned one Rally Masters (RM) title (from ASCA) or two Rally Excellent titles (RE) (one from ASCA and the other from ASCA, AKC, or CKC, or the UKC URO3 or APDT RL3) may apply to become an ASCA Rally Judge.

### **15.2.1 Requirements to Become a Judge**

All “other persons” wishing to become an ASCA Rally Judge must fulfill all requirements from either Option A or B.

#### **a. Option A Qualifications**

- i. Two Companion Dog (CD) titles (from ASCA, AKC, CKC, or UKC)
- ii. One Companion Dog Excellent (CDX) title (from ASCA, AKC, CKC or UKC)
- iii. One Rally Masters (RM) title (from ASCA)

#### **b. Option B Qualifications**

- i. One Companion Dog (CD) title (from ASCA, AKC, CKC, or UKC)
- ii. One Rally Excellent Masters (REM) title (from ASCA)

iii. Three Rally Excellent (RE) titles (at least one RE must be from ASCA; others may be a combination from ASCA, AKC, CKC, the UR03 from UKC, and/or the APDT RL3)

**SD.15.07 Motion to add 4.9.1 and 4.9.2 Use of Lead**

Approve: DeChant, King, Kissman, Roberts, Silveira, Wesen

Disapprove: Dolan, Hardin, Vest

Abstain: 0

Non-Voting: 0

MOTION CARRIES

*Comment from Vest:* The proposed rule change is a rewrite of the current rule, which is sufficient to describe the use of a lead.

Motion: Silveira

I move to approve the following recommendation from the SDC.

Title: Use of Lead

Effective Date: June 1, 2015

I make a motion to change the guideline concerning use of lead found in Appendix 2, to a rule and placed in Chapter 4, Section 9.

James Bergert

Seconded by Maxine Schvaneveldt

Rationale: The Guideline concerning use of lead should be a rule placed in Chapter 4, as a subsection of Section 9. This Guideline describes to both the Judge and the contestant how and when a lead is to be used. It describes when the lead may be removed and when the run will officially commence. It acts as more than a guideline for judging in describing the manner in which the lead is used and when the handler may touch the dog. It will assist the contestant in know what is allowed and place the information regarding the use of lead in the same location in the rule book.

Proposed Change:

**SECTION 9 – USE OF LEAD**

4.9.1 All dogs will work off lead. The handler must have the dog on lead when entering the arena and will remove the lead prior to the start of the run and when the Judge is ready. Upon completion of the run, the handler shall put the dog on lead before leaving the arena. Restraining the dog by the collar or body will be considered on lead. If the handler takes hold of the dog to restrain him during the run, the Judge will tell the handler to release the dog. If the handler takes hold a second time, the Judge will stop the run and no score will be given.

4.9.2 Dogs must enter the arena on leash. After the run begins, the handler may not restrain the dog by holding the collar or body in order to guide the dog around the stock. (This does not mean



that a handler cannot take hold of the dog to check for injury, soundness, or foreign objects in the foot.)

Current Rule:

## SECTION 9 – USE OF LEAD

All dogs will work off lead. The handler must have the dog on lead when entering the arena and will remove the lead prior to the start of the run and when the Judge is ready. Upon completion of the run, the handler shall put the dog on lead before leaving the arena. Restraining the dog by the collar or body will be considered on lead. If the handler takes hold of the dog to restrain him during the run, the Judge will tell the handler to release the dog. If the handler takes hold a second time, the Judge will stop the run and no score will be given.

For: 9

Against: 2

Abstain: None

Non-voting: None

MOTION PASSES

### **SD.15.08 Motion to change 14.1.2 Committee Selection Process**

Approve: DeChant, Hardin, King, Kissman, Roberts, Silveira, Vest

Disapprove: Dolan, Wesen

Abstain: 0

Non-Voting: 0

MOTION CARRIES

*Comment from Dolan:* The SDC would be better served by requesting a Committee Procedures exemption and removing material from the SD Rulebook which duplicates material contained in the Committee Procedures. The SDC is organized differently from the other ASCA program committees and should maintain this organizational scheme.

*Comment from Wesen:* I believe there should be contestant and judge positions on the SDC. This section should be removed from the SDC rule book it is covered in the committee procedures.

Motion: Silveira

I move to approve the following recommendation from the SDC.

Title: Correcting Committee Selection Process 14.1.2

Effective Date: June 1, 2015

I make a motion to correct rule 14.1.2 in the StockDog rule book to bring the rule book in compliance with the Committee Procedures rulebook.

Maxine Schvaneveldt

I second this motion. Linda

Rationale: This is another “housecleaning” rule. Changing rule 14.1.2 will bring the StockDog Rulebook into compliance with the new Committee Procedures Rulebook. Currently, the StockDog Rulebook is outdated, listing the rule as it existed prior to the Committee Procedures policy change.

Proposed Change:

14.1.2 The Board will appoint volunteers with Full ASCA memberships to Program Committees for a period of two years at the Spring Board of Directors’ meeting. If existing Committee members apply to remain on the committee after their term of service has expired, the Board may reappoint them during the Spring meeting. The Board may also fill vacancies at other times during the year if deemed appropriate by the Committee Liaison. These appointments are made through a Committee Liaison appointing motion (no second required) to the Board. The term of a Committee member appointed between Spring Board of Director meetings will expire at the first or second Spring meeting following his/her appointment determined by the Program rules and regulations of the Committee. The existing Committee Liaison will notify those members that were appointed to the Committee and will notify those individuals that were not appointed to the Committee.

Current Rule:

14.1.2 A contestant member's term shall be for a two-year period beginning during National Specialty occurring in odd-numbered years. A Judge member's term shall be for a two-year period beginning during National Specialty occurring in even-numbered years. A committee member may be appointed in the middle of a term to serve for the remainder of that term. Mid-term vacancies will be announced in the Aussie Times. Resumes from ASCA members must be received by the Executive Secretary within a 45-day period following the publication date of the Aussie Times. All resumes will then be submitted to the Board of Directors who will choose an applicant to fill the vacancy.

For: 10

Against: None

Abstain: None

Comments: None

Motion Passes Unanimously

**SD.15.09 Motion to change 12.7.2 Selection of Finals Judges**

Approve: Silveira

Disapprove: DeChant, Dolan, Hardin, King, Kissman, Roberts, Vest, Wesen

Abstain: 0

Non-Voting: 0

MOTION FAILS

*Comment from Dolan:* The SDC did not follow the Committee Procedures for a motion involving the Business Office. Business Office comments/concerns were not submitted as part of the motion.

*Comment from Vest:* Motion did not contain explicit instruction to Judges regarding their judging status when they send in their application to judge Finals. Support the motion, but it needs more decisive language. Thank you SDC, look forward to the revision of this motion.

*Comment from Wesen:* The committee has been discussing and have some improvements to the motion that will help. They can do another rule book after the June to get this in place for 2017 National finals.

Motion: Silveira

**I move to approve the following recommendation from the SDC.**

Title: Finals Judge Verification

Effective Date: June 1, 2015 rule book, applying to any future Finals Event where Judges have not yet been selected

I make a motion to change the verification process for Finals Judges found in Chapter 12, Section 7, 12.7.2.

Pam Watson

I second this motion. Dan Sanderson

Rationale: It is in the best interest of all involved with ASCA to have a source, other than the individual judge that is applying, to confirm they have met the requirements for judging Finals as stated in rule 12.7.2. The ASCA Business Office, as an unbiased entity and resource, has the capability to verify that these requirements have been attained. Every judge who applies to become a Finals judge should provide on their application the necessary documentation of dates and locations of the sanctioned trials they have judged for the specific time period that is required. This will greatly assist the Business Office in the verification process. Validating the number of sanctioned trials judged by each applicant will ensure that all judges hired to judge Finals have met the requirements outlined in the StockDog Rulebook 12.7.2. This rule will be placed in the June 1, 2015 rule book, applying only to future Finals Events where Judges have not yet been selected (2017 and forward).

Proposed Change:

## SECTION 7 – SELECTION OF FINALS JUDGES

### 12.7.2 Determining Availability and Qualifications

Judges for the Stockdog Finals will be selected from all ASCA Stockdog Judges who return the questionnaire to the Business Office by the designated date and indicate they would be available. Information provided by the Stockdog Judges will be assumed to be correct. The Business Office will be required to verify the information. The responding Stockdog Judges who meet the

qualifications will be placed in a pool of judges for random selection. Any Judge who has submitted their name and has not met the requirements, will not be included in the selection process unless rule 12.7.3 is applied. The qualifications are as follows:

Current Rule:

## SECTION 7 – SELECTION OF FINALS JUDGES

### 12.7.2 Determining Availability and Qualifications

Judges for the Stockdog Finals will be selected from all ASCA Stockdog Judges who return the questionnaire to the Business Office by the designated date and indicate they would be available. Information provided by the Stockdog Judges will be assumed to be correct. The Business Office will not be required to verify the information. The responding Stockdog Judges who meet the qualifications will be placed in a pool of judges for random selection. The qualifications are as follows:

For: 10

Against: None

Abstain: None

Non-voting: None

Comment: None

Motion passes unanimously.

### **SD.15.10 Motion to remove Runaway Lines guideline**

Approve: Unanimous

Disapprove: 0

Abstain: 0

Non-Voting: 0

**MOTION CARRIES**

Motion: Silveira

**I move to approve the following recommendation from the SDC.**

Title: Remove Guideline concerning runaway lines found in page 52, Appendix 2

Effective Date: June 1, 2015

I make a motion to remove the guideline concerning runaway lines found in Appendix 2 to correct the contradiction between this guideline and the rule stated in 3.11.5.d.

Robyn Johnson-Garrett

I second this motion-Maxine Schvaneveldt

Rationale: This is more “house cleaning”. This guideline directly contradicts rule 3.11.5.d. The current rule (3.11.5.d) clearly defines runaway lines and this guideline is no longer needed.

Proposed Change:

Runaway Lines:

Each time two or more head of stock break back over a runaway line, it is considered an attempt for the obstacle being worked.

~~The runaway line for obstacles 1 and 2 is the Advanced Handlers line and for the center obstacle it is the back fence at the re-pen end of the arena.~~

Current Rule:

Runaway Lines:

Each time two or more head of stock break back over a runaway line, it is considered an attempt for the obstacle being worked.

The runaway line for obstacles 1 and 2 is the Advanced Handlers line and for the center obstacle it is the back fence at the re-pen end of the arena.

For: 10 (Bell, Bergert, Epperly, Garrett, Hageus, Hibbard, Manley, Mason, Sanderson, Schvaneveldt)

Against: None

Abstain: None

Non-voting: None

Comments: None

Motion passes unanimously.

### **SD.15.11 Motion to approve reorganization of Stockdog Rulebook**

Approve: DeChant, King, Kissman, Roberts, Silveira, Wesen

Disapprove: Dolan, Hardin, Vest

Abstain: 0

Non-Voting: 0

**MOTION CARRIES**

*Comment from Dolan:* Reorganizing the SD rulebook is a positive undertaking. However, the process of bringing the reorganization forward for approval is flawed. There are too many known deficiencies and open discussion items to warrant approval.

*Comment from Vest:* I do support the SD rulebook re-organization effort. But at this time cannot support the addition of "guidelines" to the rules. There is too much controversy regarding the usage of the guidelines, are they actually used for judging, or as a guide to assist handlers to better understand the trial requirements? That question must be resolved before I can support the addition of the guidelines to the rules.

Motion: Silveira

I move to accept the following recommendation from the SDC.

The revised Rule book attachment has been updated to correct the one copy and paste error that Rick found. No other error or omissions have been discovered.

This will now make the SD Rule book ready for Kalla's program to manage.

Thanks,  
Ken

For: 11

Against: None

Abstain: None

Comments: None

Motion passes unanimously.

Title: Reorganized Rule Book

Effective Date: June 1, 2015

I make a motion to use the reorganized rule book developed by the StockDog Committee as the official ASCA StockDog Rule Book.

Dan Sanderson

I will second the motion.

Matt

Rationale: The information in the existing rule book is not in chronological order. Information is scattered throughout, making it very difficult to navigate and find a subject. Throughout the years, as rules have been added, they have not always been placed in the best position within the rule book. This has resulted in a rule book with many rules addressing the same or similar topics found in multiple places. This reorganization of the rule book has corrected this and made finding topics easier. The ability to navigate and find all rules concerning a topic is greatly improved with this version, creating a more user friendly rule book. The Guidelines that pertain to judging have been moved to the rule they are associated with. They have been distinctly labeled "GUIDELINE" with the content italicized. This allows the Judge to read the rule and the GUIDELINE without having to page through multiple places in the rule book to find the information, while still differentiating between "rules" and "GUIDELINES". Diagrams of the different course, including different options for each, have been moved to the location of the rules for the course. Each course and program has been given its' own chapter to allow the reader to fully understand the intent and rules for each course or program. The rule book has now been organized from front to back, allowing the reader to begin at the beginning and follow chronological steps from start to finish. From an introduction to ASCA and trialing, through what is required to put on a trial, through course and program descriptions, qualifying scores, titles, judging, DQ and excused dogs, ending with an overview of the StockDog Committee. This reorganizing of the rule book will greatly enhance the ASCA StockDog program by simplifying the ability to understand the rules and what is required.

Proposed Change: View the proposed change at this address:

<https://www.dropbox.com/s/k27izp6zs9iny9q/Reorganized%20SD%20Rulebook%202-2015.pdf?dl=0>

Existing Rule: See ASCA website for existing rule book:

<http://www.asca.org/Portals/0/StockdogRules.pdf>

### ***Judge Approvals***

New ASCA Provisional Stockdog Judge - Marie Nagano (California)

### ***Committee Appointments***

New Tracking Committee Member - Lisa Klein (Region 1)

### ***Reinstated Dogs***

SkyHi's Whistling Dixie

CH Gaitway's A'l Take Ya' Thair

### ***Board Teleconference Meeting Minutes***

Present: President Ann DeChant, 1st Vice President Preston Kissman, 2nd Vice President Rick Hardin, Treasurer Pete Dolan, Secretary Ken Silveira, Director Cindy King, Director Jean Roberts, Director Rachel Vest, System Liaison Ally Bryant, Executive Secretary Kalla Jaco

Absent: Director Jan Wesen

There is a quorum with 8 voting members of the Board present via telephone.

DeChant called the meeting to order at 7:07 pm Central Time.

#### **1.) Ratification of January Email Votes**

##### **BD.15.15 Motion to ratify January email votes**

All present approved (Absent: Wesen); Motion carries.

Motion: Vest

Second: Kissman

*I make a motion to ratify the January email votes.*

#### **2.) January Treasurer's Report**

The Board reviewed financial statements provided by Treasurer Dolan. There is \$163,006.14 in the checking account, \$350,130.41 in the savings account, and \$100.00 in the wire account. There is \$1,324.72 in the Chase investment account and \$136,540.39 in the Raymond James investment account. ASCA's total assets amount to \$753,622.90.

Income is up from Aussie Times ads and membership dues (compared to the 2014 monthly average). Program income is down. Total income is \$81,960. Total expenses are \$90,799. Net income is -\$8,839.

**BD.15.16 Motion to approve January Treasurer's report**

All present approved (Absent: Wesen); Motion carries.

Motion: Silveira

Second: Vest

I move to accept the Treasurer's report.

**3.) System Upgrade**

The Board heard an update on the new computer system from System Liaison Ally Bryant. There have been four companies that have come to the Office to meet with the Office Manager and staff to get a better understanding of what is needed for our new system. The Board discussed the qualities of several of the companies. Bryant will continue moving forward. This item has been added to the March meeting agenda for discussion, in preparation for further decisions at the Spring Meeting.

- Director Jan Wesen joined the meeting at 7:20 pm.
- Bryant left the meeting at 7:21 pm.

**4.) Additional Reimbursement to CASA for 2013 Finals**

**BD.15.12 Motion to approve additional CASA 2013 Finals Reimbursement**

All present approve; Motion carries.

Motion: Dolan

Second: Wesen

I move to approve an additional three hundred twenty dollar (\$320) payment to CASA for stock handler expenses.

Rationale: As directed by the Board at the 2014 National Specialty Meeting, CASA submitted receipts documenting additional expenses. Apportioning these used the formula CASA used in its original reimbursement request. This formula yielded the \$320 figure.

Effective upon Board approval.

**5.) Reimbursement to Texas Consortium for 2014 Finals**

**BD.15.17 Motion to reimburse 2014 Texas Consortium Finals expenses**

Approve: DeChant, Dolan, Hardin, King, Roberts, Silveira, Vest, Wesen

Disapprove: 0

Abstain: Kissman; Motion carries.

Motion: Dolan

Second: Wesen

I move to reimburse the 2014 Texas Consortium Seven hundred sixty five dollars (\$765.00) for expenses incurred conducting the 2014 ASCA Finals.



Rationale: The Host Club submitted a detailed spreadsheet of Finals income and expenses comparing these items to the approved budget. While requesting no reimbursement it is incumbent on the Board to balance the books.

Effective date: When approved by the Board of Directors.

## **6.) Conformation Committee Facebook Group**

The Board discussed a request from the Conformation Committee to form a Facebook group so that they may gather suggestions for action and feedback on current motions, etc. from participants in the ASCA Conformation Program. The motion presented by Liaison Dolan is a reflection of the Committee's desires for this group. Several Directors took issue with non-ASCA members being excluded from joining the group and felt that all those who participate in the program should be able to contribute. Others felt that in order to affect a club program it is only right that one should first have membership in that club.

### **BD.15.11 Motion to approve Conf. Comm. request to establish Facebook page**

Approve: DeChant, Dolan, Hardin, Kissman, Vest, Wesen

Disapprove: Roberts, Silveira

Abstain: King; Motion carries.

Motion: Dolan

Second: Vest

I move to grant the Conformation Committee permission to establish a Facebook page named "ASCA Conformation Committee Discussion Group", a closed group, owned by Business Office Manager and moderated by four designated members of the Conformation Committee. The moderator/s, in concert with the Business Office, shall approve Group membership. Group membership is restricted to full ASCA members and approved ASCA Conformation judges. The Conformation Committee shall evaluate the effectiveness of this channel and report its findings to the Board of Directors via the Board liaison annually.

Rationale: The Conformation Committee requested permission to establish a communication channel employing social media allowing access to more of the ASCA membership than allowed by existing channels. Monitoring this use of social media will determine its effectiveness in reaching and participation by the ASCA membership.

Effective when passed by the Board of Directors.

## **7.) Update on Affiliate Compliance with Board Directive**

This issue is still pending. This item has been assigned to Roberts to follow-through on.

## **8.) Status of the Executive Director Exploratory Group**

Silveira reported that everyone had been added to the Yahoo group and that discussion would begin shortly.

## **9.) Amazon Smile**

The Office Manager was working on getting this set up and Dolan will follow-up with him.

### **10.) New Copier for Business Office**

The Board discussed the benefits of buying a copier versus renting one, including depreciation.

#### **BD.15.18 Motion Approving Acquisition of a New Copier**

All present approved; Motion carries.

Motion: Dolan

Second: Vest

I move to approve Sixteen thousand nine hundred dollars (\$16,900) for the purchase of a Konica Model C654 copier as replacement for the present Business Office copier and Two hundred fifty dollars (\$250) per month for maintenance. The total cost over a five year period is Thirty one thousand nine hundred dollars (\$31,900).

Rationale: The present copier is approaching end of useful life. The Office Manager obtained quotes for ten copiers and recommended two. Of the two the higher copier rate is worth the extra cost. The purchase vice lease of the machine saves Four thousand one hundred dollars (\$4,100) over a five year machine useful life.

Effective date: When approved by the Board of Directors.

### **11.) Reorganization of Stockdog Rulebook**

The Board discussed the Stockdog Committee's proposed reorganization of the Stockdog Rulebook. Some Directors brought up concerns with the rulebook going to print with all of the current spelling and grammatical errors. The Stockdog Committee wants the reorganization to be separate from correction of errors. The Committee has kept a list of all errors encountered during the reorganization and they will be corrected. There were also concerns raised regarding the placement of the guidelines with the rules and whether they are considered suggestions or expectations.

### **12.) ASCA Credit Card**

The Board discussed an offer from a bank to have an incentive credit card available to members that would have the ASCA logo on it. The amount of revenue that might be generated for ASCA from this is not worth the effort from the Office. This would also be considered a taxable non-business expense.

#### **BD.15.19 Motion to not pursue ASCA Credit Card**

All present approved; Motion carries.

Motion: King

Second: Silveira

I make a motion to not pursue the ASCA credit card agreement from UMB/Cardpartner at this time.

### **13.) Board Denied Committee Appointment**

Board members are not obligated to state their reasons for voting a particular way on a committee appointment. Only notice of the denial is required by the Committee Procedures.

- Hardin left the meeting at 8:50 pm.

## **15.) 2016 Conformation Finals Judges**

### **BD.15.21 Motion to approve 2016 Conformation Finals judges**

Approve: DeChant, Dolan, King, Kissman, Roberts, Vest, Wesen

Disapprove: 0

Abstain: Silveira

Absent: Hardin; Motion carries.

Motion: Vest

Second: Wesen

I move to approve Alan McCorkle, Tiffany Levin Almeroth, and Sheila Polk as the judges for the 2016 Conformation Finals.

## **16.) APHIS Donation**

ASCA received a refund from Associated Dog Clubs of New York State, Inc. for \$2,384.00. This was the money raised at the 2014 ASCA Nationals banquet and matching funds from ASCA, raised to go toward efforts combating pending legislation that would have a negative impact on ASCA members. The matching funds will be returned to the treasury. The Board is taking suggestions from the membership on what to do with the remaining funds. The Board is accepting ideas such as: using it to subsidize the cost of health testing for members or saving the money and earmarking it to be used for a future legislative issue. Members may send suggestions to Treasurer Dolan at [pdolannuke@comcast.net](mailto:pdolannuke@comcast.net).

## **17.) Using GoToMeeting for Open Meetings with the Membership**

The Board discussed opening their monthly meetings to the membership by using GoToMeeting. There are many positives to it, but some issues need to be investigated, such as how to handle confidential or sensitive items and how to limit interjection from those listening in. The Board will work on this and potentially make something happen for the next meeting.

- DeChant left the meeting at 8:55 pm.

## **18.) Other Business**

Kissman took over for DeChant and asked for any new or unfinished business.

Wesen asked to follow-up on a couple pending items and the Board discussed. The issue with the wry bite DQ is up for vote during the monthly email cycle and will be handled that way. There is still an open issue with the complaint against a judge handled by the local Affiliate – that item has been assigned to Hardin for follow-through.

- DeChant joined the meeting at 9:00 pm.

Silveira brought up a pending application for the Conformation Committee. The Board discussed upcoming renewals/appointments to be made at the Spring Meeting and the proposed staggering of member terms for some committees.

DeChant called the meeting adjourned at 9:09 pm.

*This report is respectfully submitted by Kalla Jaco, Executive Secretary.*