

Changes to June 2021 ASCA Program Rules

Table of Contents

Conformation Program Rule Changes.....	1
Junior Program Rule Changes	2
Most Versatile Aussie Program Rule Changes	10
Obedience Program Rule Changes.....	13
Rally Program Rule Changes	15
Stockdog Program Rule Changes	31
Tracking Program Rule Changes	37
Future Agility Program Rule Changes	42

Conformation Program Rule Changes

CO.20.05 ASCA Supreme Conformation Champion Program

Date of approval by the ASCA Board of Directors: April 27, 2020

Effective Date: June 1, 2021 and will not be retroactive.

New Wording:

12.7 ASCA Supreme Conformation Champion Program

12.7.1 Participation

To participate in the ASCA SCCH program a dog must be:

1. A purebred Australian Shepherd registered with ASCA.
2. An ASCA Champion of Record or have been transferred to the Best of Breed competition based on owner records of having completed the requirements for ASCA Champion of Record pending official notification of CH completion.

12.7.2 Points

This program requires a dog to obtain a total of fifty (50) points with six (6) major wins to become a Supreme Conformation Champion. The major wins must be won under six (6) different judges and at least two (2) other judges must award the remaining points. At least one (1) Champion of Record must be defeated at each show where SCCH points are awarded.

SCCH points will be awarded to ASCA Champions of Record who win BOB or BOS at ASCA Affiliate shows and Specialty shows including, but not limited to, the ASCA National Specialty and Pre-Shows.

A BOB win will be awarded five (5) points, A BOS win will be awarded three (3) points at shows with a major in either dogs or bitches. If there is not a major, the BOB win will be awarded three (3) points, the BOS win will be awarded two (2) points.

In the calculation of SCCH points, only dogs that were present and judged will count. Dogs that are disqualified, dismissed, excused, absentee or have all awards withheld do not count.

12.7.3 Levels of SCCH Achievement

Additionally, the ASCA SCCH program would offer levels of achievement:

At each additional level, the participating dogs must be an ASCA SCCH of Record and have completed the requirements of the previous level.

1. Emerald: 100 SCCH points
2. Ruby: 150 SCCH points
3. Sapphire: 200 SCCH points

4. Diamond: 250 SCCH points
5. Diamond I: 350 SCCH points
6. Diamond II: 450 SCCH points
7. Diamond III: 550 SCCH points
8. Diamond IV: 650 SCCH points

Additional levels can be added to the Diamond designation as needed following the established point pattern (additional 100 SCCH points for each level added).

Points are accumulated as the dog progresses through the levels. For example, an ASCA CH has earned fifty (50) points to complete SCCH. He must then earn an additional fifty (50) points to complete SCCH Emerald. The same dog must then earn an additional fifty (50) points to complete SCCH Ruby, an additional fifty (50) SCCH points to earn SCCH Sapphire, and an additional fifty (50) SCCH points to earn SCCH Diamond. An additional 100 points is required for each advancement at the Diamond level. At least one (1) Champion of Record must be defeated at each show where SCCH points are awarded.

12.7.4 Titles

Abbreviation	Title	Abbreviation	Title
SCCH	Supreme Conformation Champion	A-SCCH	Altered Supreme Conformation Champion
SCCHE	Supreme Conformation Champion Emerald	A-SCCHE	Altered Supreme Conformation Champion Emerald
SCCHR	Supreme Conformation Champion Ruby	A-SCCHR	Altered Supreme Conformation Champion Ruby
SCCHS	Supreme Conformation Champion Sapphire	A-SCCHS	Altered Supreme Conformation Champion Sapphire
SCCHD	Supreme Conformation Champion Diamond	A-SCCHD	Altered Supreme Conformation Champion Diamond
SCCHD I	Supreme Conformation Champion Diamond I	A-SCCHD I	Altered Supreme Conformation Champion Diamond I
SCCHD II	Supreme Conformation Champion Diamond II	A-SCCHD II	Altered Supreme Conformation Champion Diamond II
SCCHD III	Supreme Conformation Champion Diamond III	A-SCCHD III	Altered Supreme Conformation Champion Diamond III
SCCHD IV	Supreme Conformation Champion Diamond IV	A-SCCHD IV	Altered Supreme Conformation Champion Diamond IV

2020 Wording: None.

Junior Program Rule Changes

JR.21.01 Junior Handling Judge Eligibility and Definitions

Date of approval by the ASCA Board of Directors: February 27, 2021

Effective Date: June 1, 2021

New Wording: 8.1.2 Judging Rules and Regulations

8.1.2.1 Eligibility of Judge

Any person who is a former ASCA Junior Handling competitor and has attained their 21st birthday may be approved by the ASCA Board of Directors to judge Junior Handling provided that the provisions listed in Appendix A of this rulebook are met. In addition, any ASCA Breeder Judge, ASCA Senior Breeder Judge, or other approved conformation judges listed in the ASCA Approved Judges List (from the conformation section) may judge Junior Handling. ASCA Non-Regular judges are not permitted to judge junior handling.

The name of each Junior Handling judge shall be included on the show sanction form that must be sent to the ASCA Business Office, and in the case of the Nationals, to the ASCA Board of Directors. In no case will a judge be approved if suspended from privileges from ASCA, the AKC/CKC/UKC or the sponsoring member club.

Only judges who have grandfathered into the program or have achieved the Approved Junior Judge status may judge at Specialty Shows, Nationals Pre/Post Shows, the ASCA National Specialty, and the ASCA Junior Handling Finals.

8.1.2.2 Definition of ASCA Junior Judges:

PROVISIONAL JUNIOR JUDGE - Allowed to judge all Non-Regular and Regular Junior Handling classes at ASCA Sanctioned Conformation shows. A Provisional Junior Judge is precluded from judging Specialty Shows, Nationals Pre/Post Shows, National Specialties and the ASCA Junior Handling Finals.

APPROVED JUNIOR JUDGE - Allowed to judge all Non-Regular and Regular Junior Handling classes at ASCA Sanctioned Conformation shows including: Specialty Shows, Nationals Pre/Post Shows, National Specialties and the ASCA Junior Handling Finals.

2020 Wording: 8.1.2 Judging Rules and Regulations

8.1.2.1 Eligibility of Judge

Any person who is a former Junior Handler competitor and has attained their 21st birthday may be approved by the ASCA Board of Directors to judge Junior Handling, or any AKC Junior Handling judge, breed judge, or any judge from the ASCA Approved Judges List. The name of each Junior Handling judge shall be included on the show sanction form that must be sent to the ASCA Business Office, and in the case of the Nationals, to the ASCA Board of Directors.

JR.21.02 Junior Handling Finals Judge Requirements

Date of approval by the ASCA Board of Directors: February 27, 2021

Effective Date: June 1, 2021

New Wording: 8.6.3 Judges

Judges for the National Junior Handling Finals must meet one of the following requirements:

A. Approved Junior Judges

B. ASCA Breeder Judge

All of the above are subject to approval of the ASCA Board of Directors. Provisional Junior Judges will not be permitted. The National Junior Handling Finals may be incorporated into the obedience and/or working sections, if enough interest is generated.

2020 Wording: 8.6.3 Judges

Judges for the National Junior Handling Finals must meet one of the following requirements:

A. Previous ASCA Junior Handler over the age of twenty-one

B. ASCA Breeder Judge

All of the above are subject to approval of the ASCA Board of Directors.

The National Junior Handling Finals may be incorporated into the obedience and/or working sections, if enough interest is generated.

JR.21.03 Junior Handling Judge Requirements & Procedures

Date of approval by the ASCA Board of Directors: February 27, 2021

Effective Date: June 1, 2021

New Wording: APPENDIX A: Junior Judge Requirements

Chapter 1 Junior Judge Requirements

REQUIREMENTS AND PROCEDURES FOR BECOMING AN ASCA APPROVED JUNIOR HANDLING JUDGE:

Within the ASCA Approved Junior Handling Judge Program, there are two (2) levels, which are as follows:

1. **PROVISIONAL JUNIOR JUDGE** - Allowed to judge all Non-Regular Junior Handling classes and Regular Junior Handling classes at ASCA Sanctioned Conformation shows. A Provisional Junior Judge is precluded from judging Specialty Shows, Nationals Pre/Post Shows, National Specialties and the ASCA Junior Handling Finals.

2. **APPROVED JUNIOR JUDGE** - Allowed to judge all Non-Regular Junior Handling classes and Regular Junior Handling classes at ASCA Sanctioned Conformation shows including: Specialty Shows, Nationals Pre/Post Shows, National Specialties and the ASCA Junior Handling Finals.

Only judges who have been grandfathered into the program or have achieved the Approved Junior Judge status may judge at Specialty Shows, Nationals Pre/Post Shows, the ASCA National Specialty, and the ASCA Junior Handling Finals.

At all levels of the program, it is the responsibility of the applicant to maintain their records and to submit applications for increased levels of approval at the appropriate time. The requirements stated are minimum requirements only and may be exceeded by the applicant if so desired.

***** If five or more years have elapsed from the date of the judge's last ASCA conformation judging assignment, the judge is then required to retake the Junior Judges' test to demonstrate current knowledge of the program. A score of 100% is required to resume status as an ASCA Approved Junior Judge. No additional requirements will need to be met. A re-applying judge may take the test twice without penalty. Failure after the second attempt would result in a six-month waiting period. Failure after the third attempt would result in a denial of the judge's reinstatement. *****

Section 1.1 Provisional Junior Judge Requirements

Before applying for Provisional Junior Judge status, the following requirements must be met:

- A. Must be at least 21 years of age at the time of application.
- B. The applicant must have been a former ASCA Junior who entered and competed in a minimum of 5 Junior Handling competitions each year for a minimum of 2 years.
- C. Must have a thorough knowledge of the ASCA Approved Junior Rules & Regulations.
- D. Must have a thorough knowledge of the ASCA Approved Conformation Show Rules and Regulations.

THESE ARE MINIMUM REQUIREMENTS FOR APPLYING, AND EACH APPLICANT WILL BE EVALUATED ON AN INDIVIDUAL BASIS BEFORE ACCEPTANCE INTO THE PROGRAM. APPLICANT MAY EXCEED THESE REQUIREMENTS FOR THEIR BENEFIT.

1.1.1 Procedure

Steps in applying for Provisional Junior Judge:

- A. Submit Juniors Judge Application to the ASCA Business Office. The application is to be in the form of a letter with supporting information to show the list of years as an active ASCA Junior Handler and any accomplishments attained in the ASCA Junior Program. It is requested that the junior number also be listed as well.
- B. Upon receipt of the application, the ASCA Business Office will verify the documentation is correct and minimum requirements have been met.
- C. When the ASCA Business Office determines the minimum requirements have been met they will send the applicant a Junior Judge's test. This test must be completed and returned to the ASCA Business Office within two (2) months. For native English speakers, a score of 100% is required to pass. For non-native English speakers, a score of 90% is required to pass. If the test is failed, the applicant must wait 30 days to retake the test. If the applicant fails the exam 3 times, the applicant must wait 6 months after the 3rd failed attempt to begin the process again and submit a new application.
- D. Upon passing the judges' test, the applicant's name will be published in the Aussie Times for comments from the membership. The membership will have forty-five (45) days to respond. The ASCA Business Office will forward the application, judges' test results and comments from the membership to the ASCA Board of Directors. The ASCA Board of Directors will approve or deny the applicant within sixty (60) days.
- E. The ASCA Board of Directors will investigate any properly documented negative comments. The application will be denied if this investigation indicates there is probable cause that the applicant should not be approved. If denied, the applicant will receive an explanation for the denial which may include suggestions or tasks that will help the applicant to be successful in a second application process. If denied, the applicant will have thirty (30) days to appeal the decision. If an appeal has been submitted, the Board will respond within thirty (30) days. If an applicant has been denied approval at the provisional level, the applicant may reapply after a waiting period of two (2) years and after having satisfied any additional tasks assigned by the ASCA Board of Directors.
- F. If the application is approved, the applicant will receive notification in writing from the ASCA Business Office of appointment to Provisional Junior Judge and, at that time, may then accept judging assignments as outlined above. Upon approval, the applicant's name, address and telephone number will also be published in the next issue of the Aussie Times and will be added to the ASCA Approved Judges List as a Provisional Junior Judge with the notation of "A" beside their name.

Section 2.1 Approved Junior Judge Requirements

Before applying for Approved Junior Judge Status, the following requirements must be met:

- A. Previously approved as an ASCA Junior Judge prior to 6/1/2021 or complete items B & C of this section.

B. Must be an ASCA Provisional Junior Judge.

C. Must have completed judging on a minimum of five (5) junior handling judging assignments with an entry of three (3) or more entrants from the regular classes at ASCA Sanctioned Conformation Shows.

These are minimum requirements for applying, and each applicant will be evaluated on an individual basis. The applicant may exceed these requirements for their benefit.

2.1.1 Procedure

Steps in applying for Approved Junior Judge:

A. Junior judges who were approved prior to 6/1/2021 are automatically approved and have judged within the last 5 years, do not need to file anything. It is recommended that those judges confirm with the ASCA Business Office to make sure that their status gets updated accordingly.

B. In letter format submit the following documentation to the ASCA Business Office:

1. Judges books (legible copies are permitted) showing the completion of judging on a minimum of five (5) junior handling judging assignments with an entry of three (3) or more entrants from the regular classes at ASCA Sanctioned Conformation Shows.

2. Documentation must include the name of the Affiliate club sponsoring the sanctioned show, the date of the judging assignment, the name of the show secretary, the classes judged and the number of entries judged.

C. Documentation may include any other additional educational steps taken or beneficial activity the applicant may have been involved in since approval as a Provisional Junior Judge.

D. The ASCA Business Office will verify the documentation is correct and minimum requirements have been met, upon receipt of the application letter.

E. Once the Office has determined that the applicant has met the minimum requirements, they will forward the judging assignment information and any comments made by the Affiliate Club on the judges review form from the sanctioning paperwork to the ASCA Board of Directors.

F. The ASCA Board of Directors will approve or deny the applicant within sixty (60) days.

G. If the application is approved, the applicant will receive notification in writing from the ASCA Business Office of appointment to Approved Junior Judge and, at that time, may then accept judging assignments as outlined above. Upon approval, the applicant's name, address and telephone number will also be published in the next issue of the Aussie Times and will be amended in the ASCA Approved Judges List as an Approved Junior Judge with the notation of "J" beside their name.

2020 Wording: None.

JR.21.04 Juniors Under the Age of Three

Date of approval by the ASCA Board of Directors: February 27, 2021

Effective Date: June 1, 2021

New Wording: 2 Junior Handling Classes

At ASCA sanctioned shows or specialties, the following regular classes must be offered:

REGULAR: All first-place winners from these classes shall compete for the Best Junior Handler Award.

The regular classes will be:

NOVICE 8-12

NOVICE 13-17

OPEN 8-12

OPEN 13-17

NOVICE: This class will be for Juniors who are at least 8 years old, up to 17 years old as of June 1st of the current ASCA year, who have not, as of the day of the show, won six (6) first place awards, with competition, in a Novice Class at an ASCA-sanctioned show, or who have not won 2 Best Junior Handler awards over competition from the Open Class.

Juniors have sixty (60) days after completing either of the above requirements before they are required to move to the Open class. This will allow the Novice handler more time to gain confidence & experience before moving up into the Open classes.

The Novice class will be for exhibitors who are true beginners at the sport of dog shows. Experienced juniors who are new to ASCA, or juniors who feel they are ready to compete in the Open handling class may elect to move up to Open without meeting these requirements; however, once they move up to the Open Class, they may not move back to the Novice Class in any future competitions.

If an 8-12-year junior handler has moved to Open, they may not go back into Novice upon moving to the 13-17-year class.

Open: This class will be for those juniors that have met the qualifications detailed in the previous section or for those juniors who feel they are ready to compete in the Open Handling ring.

A hosting club may also offer the following non-regular classes at their discretion:

NON-REGULAR: No junior from these classes may compete for the Best Junior Handler Award or are any points to be received.

PEE-WEE: 3-5 years old

SUB-JUNIOR: 6-7 years old

Judges judging the pee-wee and sub-junior classes are not to give placements. The affiliate club is to be responsible for giving each pee-wee and sub-junior competitor a participation ribbon. Ages are to be calculated as of June 1st of the current merit year. No junior under the age of 3 may exhibit in any non-regular class.

NOTE: Any junior who turns eighteen (18) years of age during the junior year may continue to show until the end of the junior year, May 31st. They may also show at that year's National Finals, if they are eligible.

EXAMPLE: Junior year starts June 1st. Junior's eighteenth birthday is October 15th. They may continue to show in 13-17 until end of junior year, May 31st. If they are eligible, they may show in that year's National Finals.

When a junior is eligible for Best Junior Handler (taken 1st place in a handling class), they must present to the judge the same dog they showed in their regular handling class. In other words, no exchanging of dogs; using one dog to get 1st place, then another to receive Best Junior Handler is not allowed. This rule is applicable to every junior showing a dog in handling.

Any junior may change dogs at a show provided the following criteria are met:

A. The dog that they are changing to must meet the same eligibility requirements (owned by the junior or an immediate family member).

B. The change must be made before entries close or half an hour before judging for Junior Showmanship is to begin, whichever is later. In the event the change is being requested at a National Specialty, the change must be made before entries close or at the discretion of the sponsoring club.

C. The junior must report any change to the Show Secretary within the stated time limits or the change will not be allowed.

2020 Wording: 2 Junior Handling Classes

At ASCA sanctioned shows or specialties, the following regular classes must be offered:

REGULAR: All first-place winners from these classes shall compete for the Best Junior Handler Award.

The regular classes will be:

NOVICE 8-12

NOVICE 13-17

OPEN 8-12

OPEN 13-17

NOVICE: This class will be for Juniors who are at least 8 years old, up to 17 years old as of June 1st of the current ASCA year, who have not, as of the day of the show, won six (6) first place awards, with competition, in a Novice Class at an ASCA-sanctioned show, or who have not won 2 Best Junior Handler awards over competition from the Open Class. Juniors have sixty (60) days after completing either of the above requirements before they are required to move to the Open class. This will allow the Novice handler more time to gain confidence & experience before moving up into the Open classes.

The Novice class will be for exhibitors who are true beginners at the sport of dog shows. Experienced juniors who are new to ASCA, or juniors who feel they are ready to compete in the Open handling class may elect to move up to Open without meeting these requirements; however, once they move up to the Open Class, they may not move back to the Novice Class in any future competitions.

If an 8-12-year junior handler has moved to Open, they may not go back into Novice upon moving to the 13-17-year class.

Open: This class will be for those juniors that have met the qualifications detailed in the previous section or for those juniors who feel they are ready to compete in the Open Handling ring.

A hosting club may also offer the following non-regular classes at their discretion:

NON-REGULAR: No junior from these classes may compete for the Best Junior Handler Award or are any points to be received.

PEE-WEE: 3-5 years old

SUB-JUNIOR: 6-7 years old

Judges judging the pee-wee and sub-junior classes are not to give placements. The affiliate club is to be responsible for giving each pee-wee and sub-junior competitor a participation ribbon.

NOTE: Any junior who turns eighteen (18) years of age during the junior year may continue to show until the end of the junior year, May 31st. They may also show at that year's National Finals, if they are eligible.

EXAMPLE: Junior year starts June 1st. Junior's eighteenth birthday is October 15th. They may continue to show in 13-17 until end of junior year, May 31st. If they are eligible, they may show in that year's National Finals.

When a junior is eligible for Best Junior Handler (taken 1st place in a handling class), they must present to the judge the same dog they showed in their regular handling class. In other words, no exchanging of dogs; using one dog to get 1st place, then another to receive Best Junior Handler is not allowed. This rule is applicable to every junior showing a dog in handling.

Any junior may change dogs at a show provided the following criteria are met:

A. The dog that they are changing to must meet the same eligibility requirements (owned by the junior or an immediate family member).

B. The change must be made before entries close or half an hour before judging for Junior Showmanship is to begin, whichever is later. In the event the change is being requested at a National Specialty, the change must be made before entries close or at the discretion of the sponsoring club.

C. The junior must report any change to the Show Secretary within the stated time limits or the change will not be allowed.

JR.21.05 Age to Participate in ASCA Junior Program

Date of approval by the ASCA Board of Directors: February 27, 2021

Effective Date: June 1, 2021

New Wording: 1.4 Age to Participate in ASCA Junior Program

To compete in the ASCA Junior Program, a junior must be at least eight (8) years of age, and no older than eighteen (18) years old. The two age divisions are 8-12 Years, and 13-17 Years.

Juniors who have not yet attained their eighth birthday are eligible for competition in non-regular Pee-Wee (3-5 Years) and Sub-Junior (6-7 Years) classes when they are offered at conformation shows but will not be eligible to compete for Best Junior Handler or for year-end awards in the ASCA Junior Program. These are considered non-regular classes and are not mandatory. Ages are to be calculated as of June 1st of the current merit year. No junior under the age of 3 may exhibit in any non-regular class.

2020 Wording: 1.4 Age to Participate in ASCA Junior Program

To compete in the ASCA Junior Program, a junior must be at least eight (8) years of age, and no older than eighteen (18) years old. The two age divisions are 8-12 Years, and 13-17 Years.

Juniors who have not yet attained their eighth birthday are eligible for competition in non-regular Pee-Wee (3-5 Years) and Sub-Junior (6-7 Years) classes when they are offered at conformation shows but will not be eligible to compete for Best Junior Handler or for year-end awards in the ASCA Junior Program. These are considered non-regular classes and are not mandatory.

JR.21.06 New Junior Stock Program

Date of approval by the ASCA Board of Directors: February 27, 2021

Effective Date: June 1, 2021

New Wording: Junior Rulebook

8.4 Section IV: Junior Stockdog Program

8.4.1 Purpose and Objectives

The purpose of Australian Shepherd Club of America (ASCA) Junior Stockdog Program is to encourage juniors to become involved in stockdog work with their Australian Shepherds.

8.4.2 General Regulations

The Junior Stockdog Program is open to all juniors ages 8 through 17 years. The Junior Stockdog Program consists of two divisions: The Stockdog Junior Handler and the Stockdog Titling Junior. A junior may compete in the Stockdog Titling Junior and/or Stockdog Junior Handler division. Points earned in either division will not be combined from both divisions.

8.4.3 Division I: Stockdog Titling Junior Division

The dogs and handlers will be judged according to all ASCA Stockdog Rules, which include the certification requirements for stockdog titles.

1. Age groups for the Stockdog Titling Junior shall be:

8-12 years: Junior

13-17 years: Senior

2. Juniors competing in this division must comply with the junior ownership rule requirements.

3. These juniors will earn points from the started, open, and advanced division under the rules and regulations of the stockdog program.

4. Points will be earned by averaging scores from at least two trials per class of stock. If more than two scores are received from that division and class of stock, then all scores will be used to compute the average. Scores need not be qualifying.

5. Juniors are expected to be the major influence in the training of his/her dog.

6. Additional points can be earned and added to his/her average total.

a. Additional points will be earned for division placements, with at least one dog placing lower. Competition is necessary, need not be a junior handler.

First = 5 points

Second = 4 points

Third = 3 points

Fourth = 2 points

b. Additional points will be earned for High in Trial Aussie score on each class of stock (ducks, sheep, and cattle), to be added to his/her average total. Competition is necessary, need not be a junior handler.

5 or less dogs beaten = 5 points

5-10 dogs beaten = 10 points

11-20 dogs beaten = 15 points

21-30 dogs beaten = 20 points

More 30 dogs beaten = 25 points

c. An additional 20 points will be earned for earning High Combined for the trial to be added to his/her average total. Competition is necessary, need not be a junior handler.

7. Qualifying scores from this division are applied towards dog's certification and all year-end awards. For this reason, all Stock dog Judges are required to score the juniors as they would any other entrant.

8.4.4 Division II: Stockdog Junior Handler Division

Only the handlers will be judged in this division according to the Stockdog Rules CH 3 Sec. 3.D. using the Junior/Novice Stockdog Handler score sheet (see the Junior/Novice Handler Score Sheet).

1. Age groups for the Stockdog Junior Handler shall be:

8 -12 years: Junior

13 - 17 years: Senior

2. There is no ownership requirement for this division. Juniors may use any registered Australian Shepherd (titled or not). The same dog may be handled by more than one junior, but no more than 3 times at the same trial.
3. Points will be earned by averaging at least two (2) scores per each class of stock. If more than two scores are received from that division and class of stock, then all scores will be used to compute the average. Scores need not be qualifying.
4. Points earned in this division will be applied towards year end awards. However, no points from this division may be applied for year-end All Around Junior or Most Versatile Junior at the Nationals.
5. Scores from this division are not applied towards dog's certification.

2020 Wording: Junior Rulebook

8.4 Section IV: Working

8.4.1 Purpose and Objectives

The purpose of Australian Shepherd Club of America (ASCA) Junior Working Program is to encourage juniors to become involved in herding with their Australian Shepherds.

8.4.2 General Regulations

The Junior Working Program is open to all juniors through the age of 17 years. The Junior Working Program consists of two divisions: The Working Junior Handler and the Open Working Junior. A junior may compete in the Open Working Junior and/or Working Junior Handler division. Points earned in either division will not be combined from both divisions.

8.4.3 Division I: Open Working Junior Division

The dogs and handlers will be judged according to all ASCA Stockdog Rules.

1. Age groups for the Open Working Junior shall be:

8-12 years: Junior

13-17 years: Senior

2. Juniors competing in this division must comply with the junior ownership rule requirements.
3. These juniors will earn points from the started, open, advanced and post-advanced divisions under the rules and regulations of the Stockdog program.
4. Points will be earned by averaging scores from at least two trials per class of stock. If more than two scores are received from that division and class of stock, then all scores will be used to compute the average. Scores need not be qualifying.
5. Juniors are expected to be the major influence in the training of his/her dog.
6. An additional 10 points will be earned for each high score ducks, sheep and cattle (with competition – need not be a junior), to be added to his/her average total.
7. Any junior awarded High Combined at an ASCA sanctioned trial (with competition - need not be a junior) will have 20 points added to his/her average total.
8. Qualifying scores from this division are applied towards certification and all year-end awards.

8.4.4 Division II: Working Junior Handler Division

Only the handlers will be judged in this class according to the Stockdog Rules CH 3 Sec. 3.D. using the Working Junior Handler score sheet (see the Working Junior and Novice Handler Score Sheet).

1. Age groups for the Working Junior Handler shall be:

8 -12 years: Junior

13 - 17 years: Senior

2. There is no ownership requirement for this division. Juniors may use any registered Australian Shepherd (titled or not). The same dog may be handled by more than one junior, but no more than 3 times at the same trial.
3. Points will be earned by averaging at least two (2) scores per each class of stock. If more than two scores are received from that division and class of stock, then all scores will be used to compute the average. Scores need not be qualifying.
4. The Working Junior Handler score sheet will be used by the trial judge for scoring this division.
5. Points earned in this division (except the pee-wee age group) will be applied towards year end awards. However, no points from this division may be applied for year-end All Around Junior or Most Versatile Junior at the Nationals.

6. Scores from this division are not applied towards certification.

Most Versatile Aussie Program Rule Changes

MV.21.01 Change to Most Versatile Aussie Scoring (Revised 2)

Date of approval by the ASCA Board of Directors: February 27, 2021

Effective Date: June 1, 2021

New Wording:

1.1.5 CONFORMATION

A. The MVA evaluator must be an ASCA breeder judge; a senior breeder judge is preferred but is not mandatory. An ASCA provisional breeder judge cannot be an MVA evaluator. The MVA Evaluator will be allowed to show prior or subsequent to the day of the MVA evaluation. Further, any dog(s) owned by the evaluator may compete in any and all venues, other than MVA, on the same day that the evaluations are performed, provided the handler is someone other than that evaluator. Members of the evaluator's immediate family may handle the dog. If the evaluator is judging other classes or venues in addition to the MVA evaluation at the cluster, the ASCA rules pertaining to that judging shall take precedence.

B. One hundred points are available. The form and point schedule used will be provided to the evaluator. For MVA scoring, the total of the evaluation will be doubled to keep it weighted appropriately with the other events.

C. This class will not be placed, and no awards will be given. The score given by the evaluator will be used.

D. Only Australian Shepherds with full registration privileges will be allowed to compete in MVA. No LEP registered dogs will be allowed in MVA. This class is open to spayed and neutered animals as well as intact animals.

1.1.6 STOCKDOG

A. The dog will receive the Q Points for all qualifying scores received in Stock.

B. Score Points will be tabulated by taking the dog's actual score and subtracting either 69 (Started) points or 88 (Open & Advanced) points, to arrive at the number of points they earned above the necessary Q level. This will be tabulated for each qualifying score.

C. MVA Points will be computed as follows:

1. Advanced Q = 50 points + Score - 88

2. Open Q = 35 points + Score - 88

3. Started Q = 20 points + Score - 69

D. Bitches in season entered in Versatility must be accommodated in the Stock Dog Trials.

1.1.7 Performance Score

The dog must receive one MVA score from one of the four performance choices of agility, obedience, rally, and tracking in order to Qualify in MVA. All Performance qualifying scores will be calculated and tabulated as noted and will be included in the total MVA score for the dog.

1.1.9 OBEDIENCE

A. Scores from the regular classes will be used to compute MVA points. Scores from the Novice C class are not eligible for MVA competition.

B. Q points will be awarded to the dog for a qualifying score. If the dog is competing in Utility and Open, the second qualifying run will be awarded Score Points only.

C. Score Points will be awarded to the dog by subtracting 170 from the actual score the dog received in competition. The difference will be the score points awarded to the dog.

D. Points will be computed as follows for the first Qualifying score. If the dog is competing in both Utility and Open, only Score Points are awarded for the second Qualifying score in Obedience.

1. Utility = 70 Q points + Actual score - 170 pts

2. Open (CDX or ODX) = 55 Q points + Actual score - 170 pts

3. Novice = 40 Q points + Actual score - 170 pts

E. Bitches in season entered in Versatility must be accommodated in the Obedience Trials. They will either run last, or in a special ring. Bitches in season must wear pants in and around the ring.

1.1.8 AGILITY

A. Only Regular Agility, from the standard, veterans or junior division, will be used for versatility.

B. Q points will be awarded to the dog for the first qualifying run. The second qualifying run will not be awarded Q Points, only Score Points will be awarded.

C. Score Points will be awarded for each qualifying run, 20 for a clean run and 10 for a faulted run.

D. Points for MVA will be awarded as follows for the first Qualifying run. Only Score Points are awarded for the second Qualifying run in Agility.

1. Clean Elite run = 60 + 20

2. Faulted Elite run = 60 + 10

3. Clean Open run = 45 + 20

4. Faulted Open run = 45 + 10

5. Clean Novice run = 30 + 20

6. Faulted Novice run = 30 + 10

E. Bitches in heat will be allowed to run at the Nationals Specialty Agility Trial. They will run at the end of each class. A rug or tarp will be brought out to the start line and the dog will be placed on the rug or tarp to begin her run. Bitches in heat will also wear panties during their runs. Bitches in heat must be crated (not in an x-pen) prior to and during the competition, except when competing, away from the agility ring at a distance or location to be determined by the host club. All qualifying scores will count toward the trial, as will placements. Failure to comply with this rule will result in dismissal from all agility trials held in conjunction with the ASCA Agility National Specialty.

1.1.11 TRACKING

A. Points for MVA will be awarded as follows:

1. 100 points for a qualifying TDX track.

2. 100 points for a qualifying UTX track.

2. 80 points for a qualifying TD track.

3. 80 points for a qualifying TDU track.

B. Bitches in season entered in Versatility must be accommodated in the Tracking Trials. They will run last in Tracking and will be kept away from the tracking area until called. Qualifying scores received will count if the premium list specifically states that "bitches in season may participate."

1.1.10 RALLY

A. Scores from A or B Advanced, Excellent or Masters class will be used to compute MVA points. Scores from Novice or C classes are not eligible for MVA competition.

B. Q points will be awarded to the dog for a qualifying score. If the dog is competing in Masters and Excellent, the second qualifying run will be awarded Score Points only.

C. Score Points will be awarded to the dog by subtracting 170 from the actual score the dog received in competition. The difference will be the score points awarded to the dog.

D. Points will be computed as follows for the first Qualifying score. If the dog is competing in both Masters and Excellent, only Score Points are awarded for the second Qualifying score in Rally.

1. Masters = 50 Q points + Actual score – 170 pts

2. Excellent = 35 Q points + Actual score – 170 pts

3. Advanced = 20 Q points + Actual score – 170 pts

E. Bitches in season entered in Versatility must be accommodated in the Rally Trial and will run last at the end of the day. Qualifying scores received will count for Versatility only.

Definitions:

Q Points – Static number of points awarded for a Qualifying score in an event at a particular skill level.

Score Points – Variable number of points based on the actual score received by the dog compared to the score necessary to qualify in that event, at that particular level. In the case of Agility, Score Points will be based on a clean run, versus a faulted run.

2020 Wording:

1.1.5 CONFORMATION

- A. The MVA evaluator must be an ASCA breeder judge; a senior breeder judge is preferred but is not mandatory. An ASCA provisional breeder judge cannot be an MVA evaluator. The MVA Evaluator will be allowed to show prior or subsequent to the day of the MVA evaluation. Further, any dog(s) owned by the evaluator may compete in any and all venues, other than MVA, on the same day that the evaluations are performed, provided the handler is someone other than that evaluator. Members of the evaluator's immediate family may handle the dog. If the evaluator is judging other classes or venues in addition to the MVA evaluation at the cluster, the ASCA rules pertaining to that judging shall take precedence.
- B. One hundred points are available. The form and point schedule used will be provided to the evaluator.
- C. This class will not be placed, and no awards will be given. The score given by the evaluator will be used.
- D. Only Australian Shepherds with full registration privileges will be allowed to compete in MVA. No LEP registered dogs will be allowed in MVA. This class is open to spayed and neutered animals as well as intact animals.

1.1.6 STOCKDOG

- A. The highest qualifying score from the Started, Open, Advanced or Post-Advanced will be used to compute MVA points. Highest score is defined as the score that will result in the highest number of MVA points.
- B. Additional qualifying scores will earn 5 points each.
- C. Points will be computed as follows:
 - 1. Advanced and Post-Advanced = Score +6% of score
 - 2. Open = Score
 - 3. Started = Score
- D. Bitches in season entered in Versatility must be accommodated in the Stock Dog Trials.

1.1.7 Performance Score

The dog will receive one MVA score from the four performance categories of agility, obedience, rally, and tracking. The one qualifying score with the highest MVA point value will be used as the dog's base score. Any and all additional qualifying scores will be valued at 5 points each and added to the base score to get the dog's total performance score.

1.1.8 OBEDIENCE

- A. The highest qualifying score from a regular class will be used to compute MVA points. Highest score is defined as the score that will result in the highest number of MVA points.
- B. Points will be computed as follows:
 - 1. Utility = Score plus 10 points
 - 2. Open (CDX or ODX) = Score
 - 3. Novice = Score minus 10 points
- C. Bitches in season entered in Versatility must be accommodated in the Obedience Trials. They will either run last, or in a special ring. Qualifying scores received will count for Versatility only.

1.1.9 AGILITY

- A. Only Regular Agility, from the standard, veterans or junior division, will be used for versatility.
- B. The highest qualifying score will be used to compute MVA points. Highest score is defined as the score that will result in the highest number of MVA points.
- C. Points for MVA will be awarded as follows:
 - 1. 195 for a qualifying clean Elite run
 - 2. 190 for a qualifying faulted Elite run
 - 3. 185 for a qualifying clean Open run

4. 180 for a qualifying faulted Open run
5. 175 for a qualifying clean Novice run
6. 170 for a qualifying faulted Novice run

D. Bitches in heat will be allowed to run at the Nationals Specialty Agility Trial. They will run at the end of each class. A rug or tarp will be brought out to the start line and the dog will be placed on the rug or tarp to begin her run. Bitches in heat will also wear panties during their runs. Bitches in heat must be crated (not in an x-pen) prior to and during the competition, except when competing, away from the agility ring at a distance or location to be determined by the host club. All qualifying scores will count toward the trial, as will placements. Failure to comply with this rule will result in dismissal from all agility trials held in conjunction with the ASCA Agility National Specialty.

1.1.10 TRACKING

A. Points for MVA will be awarded as follows:

1. 195 points for a successful TDX track.
2. 180 points for a successful TD track.
3. 180 points for a successful TDU track.

B. Bitches in season entered in Versatility must be accommodated in the Tracking Trials. They will run last in Tracking and will be kept away from the tracking area until called. Qualifying scores received will count if the premium list specifically states that "bitches in season may participate."

1.1.11 RALLY

A. The highest qualifying score from an A or B Advanced, Excellent or Masters class will be used to compute MVA points. Highest score is defined as the score that will result in the highest number of MVA points.

B. Points will be computed as follows:

1. Masters = Score minus 5
2. Excellent = Score minus 10
3. Advanced = Score minus 20

C. Bitches in season entered in Versatility must be accommodated in the Rally Trial and will run last at the end of the day. Qualifying scores received will count for Versatility only.

Obedience Program Rule Changes

OB.20.09 Change to Obedience Rules - New Novice C Class

Date of approval by the ASCA Board of Directors: March 27, 2020

Effective Date: June 1, 2021

New Wording:

3.3 Novice C Class

The Novice C class shall be for dogs not less than six (6) month of age that have earned the CD title. The Novice C class will be run after the Novice B & A classes and stay groups can be combined with the B & A classes. Dogs in this class may be handled by the owner or any other person. A person may handle more than one (1) dog in this class, but each dog must have a separate handler for the group exercises when judged in the same group. No dog may enter Novice C and any other Regular or Optional Titling class at any one (1) trial. Dogs in Novice C are not eligible for HIT, High Scoring Junior, Novice Merit awards or Novice Finals. Dogs may show in Novice C indefinitely. No titles are earned from Novice C.

11.6 Group Exercises

The principal feature of the group exercises is that the dogs remain in the position required. Orders are: "Sit your dogs" or "Down your dogs," "Leave your dogs," and "Back to your dogs."

Groups in the ring for Group Exercises must include no more than seven (7) dogs in Novice spaced a minimum of 6' apart and no more than ten (10) dogs in Open spaced a minimum of 4' apart and positioned 4' off any adjacent ring gates in both levels. If there are more than 7 dogs in Novice or 10 dogs in Open competing, the judge will divide the class into

approximately equal sections. At the discretion of the judge, groups for Novice A, B and C and for Open A and B can be combined or separated. However, when Open B orders III and V are used, Open B groups cannot be combined with other classes. The dogs will be lined up in catalog order along one side of the ring. In Novice, dogs will be on a six (6) foot leash during the group stays. Each handler will leave the leash attached to the collar and lay the rest of the leash and their armband - weighted, if necessary - in between the dog and the handler. In Open, each handler will remove the leash and place the leash and their armband, weighted as necessary, behind their dog. The judge should stand so that he can see all the dogs and all the handlers without having to turn around.

2020 Wording: None.

OB.20.11 Change to Obedience Rules - Back-up Judge System

Date of approval by the ASCA Board of Directors: November 27, 2020

Effective Date: June 1, 2021

New Wording:

1.33 Back-up Judge System

Back-Up Judge System: The sanctioned judge (Chief Judge) should notify the club in advance that they wish to enter a dog(s) in an event they are assigned to judge to allow the host club time to find a back-up judge. The host club can designate a back-up judge if one is available. The Back-Up Judge is an ASCA approved judge who is willing to volunteer their time to judge the Chief Judge at the trial. The Chief Judge shall be the overall authority for judging the event for which they are assigned; a dog owned by the Chief Judge may compete only under the assigned back-up Judge. The Back-Up Judge may only officiate for the Chief Judge. Judges are prohibited from interrupting their judging assignment in order to exhibit. Judges who are exhibiting their dog(s) must either exhibit first before all other entered exhibitors or exhibit last after all exhibitors regardless of which class(es) they are entered in.

Chief Judges may enter their own dogs in the event in which they are assigned only for the purposes of obtaining qualifying scores and titles, and their scores will count toward merit and finals standings. Chief Judges showing under the Back-Up Judge will not be eligible for placements, high in trial, or high combined, nor will their entry be counted toward any limitation on entries for the trial. The back-up judge program may be used at any ASCA sanctioned obedience trial with the exception of ASCA Nationals. The back-up judge program may NOT be used at ASCA Nationals, Finals, or any pre-trials being held during the National Specialty event. The Obedience Committee will consider its implementation for Nationals and Nationals pre-trials after a two-year trial period (June 2023).

The Back-Up Judge's dog(s) will be eligible for qualifying scores and titles as well as placements and awards in the class(es) they are entered.

Emergency Replacement of Back-Up Judge: Should an assigned Back-Up Judge fail to appear at an event in which they were assigned as the designated Back-Up Judge there will be no emergency replacement of the Back-Up Judge's assignment if there is no other fully licensed judge at the event willing to judge the Chief Judge. In this case, the Chief Judge would be unable to show but would fulfill their judging assignment. If a fully licensed judge is in attendance at an event where the assigned back-up judge did not appear, the judge in attendance may serve as the Back-Up Judge. Clubs must note the change in Back-Up judges and provide a detailed explanation of the circumstances in their event report.

Scoring of Chief Judge by Back-Up Judge: The Chief Judge will be scored on a separate judge's workbook which will be clearly marked "Back-Up Judge System" at the top. This will keep the scores separate from the placements yet allow the ASCA business office to enter them into the system for titles, merit awards and finals.

2020 Wording: None.

OB.21.02 Corrections Due to Addition of Novice C Class

Date of approval by the ASCA Board of Directors: February 27, 2021

Effective Date: June 1, 2021

New Wording:

1.1.3 Premium

f. ...listed as follows: Novice A, B, and C, Open...

3.4 CD Title

ASCA will issue a Companion Dog certificate to a dog with ASCA registration or a QTracker number and will permit the use of CD after its name, when it has received three (3) qualifying scores in Novice A and/or B awarded by at least two (2) judges.

2020 Wording: Obedience Rules

1.1.3 Premium

f. ...listed as follows: Novice A and B, Open...

3.4 CD Title

ASCA will issue a Companion Dog certificate to a dog with ASCA registration or a QTracker number and will permit the use of CD after its name, when it has received three (3) qualifying scores awarded by at least two (2) judges.

Rally Program Rule Changes

RA.21.01 Clarification of Wording for Pairs Class

Date of approval by the ASCA Board of Directors: February 27, 2021

Effective Date: June 1, 2021

New Wording: Rally Rulebook

11.2 Rally Pairs

11.2.5 Rally Masters Pairs Class

Dogs may only be entered in Pairs once in each trial; they cannot enter with multiple pair partners in a single trial.

Eligibility to Enter:

The Rally Masters Pairs class shall be for any dog eligible to compete in a regular Masters level class and has attained the Rally Excellent Pairs title.

Masters Pairs Exercises and Scores:

Leash Requirements - All exercises in the Rally Masters Pairs class are judged off-leash, except for the Tagging Zone.

Dogs will be on leash in the Tagging Zone. Leashes will stay with the handlers at all times when not on leash in the Tagging Zone. Leashes may be put in a pocket or draped around the handler's neck or waist. Leash cannot be carried in hand.

Jump Station - At least one jump station must be used and starred in Rally Masters Pairs, but two jump stations may be used.

a. If two jumps are used, ~~only~~ one must be designated a Star station; both may be starred if the course has 17 stations and the judge wishes to designate both stations as such.

b. The same physical jump may be used for two stations.

c. There must be at least two stations performed between two jump exercises.

d. If two jumps are used, each dog/handler team must perform one of the jumps.

e. Only the ~~316~~ jump exercise #316 may be used in pairs.

f. The jumps may be any jumps outlined in Chapter 1, Section 15 as standard equipment, with jump heights as outlined on the Reference page of these regulations. Jumps will be set to the lowest jump height of the dogs on the Pairs team.

Restricted Commands; Proper Heel Position - All performance requirements for Rally Masters apply to Rally Masters Pairs.

Course Requirements - Rally Masters Pairs must have 17 or 19 stations, one of which must be either ~~station 23 or 24~~ station "T", the Tagging Zone which will be exactly halfway through the course. The Tagging Zone exercise will be station #9 on a course with 17 stations or station #10 on a course with 19 stations. The Tagging Zone sign will be placed along one of the ring sides, next to the gates. The Tagging Zone should be approximately 3 to 4 feet square to provide ample space for the team in the Tagging Zone to perform the designated Tagging Zone position without interfering with

other exercises. There will be a minimum of 3 and a maximum of 5 stationary exercises. The Tagging Zone does not count as one of the stationary exercises. Stations 23 & 24 do not count as one of the stationary exercises. There must be a minimum of four Masters level exercises and three Excellent (not eligible for Advanced or Novice) exercises, not including the jump(s). Each sign will have a 10-point value except for Star stations that will have a 20-point value. The total number of points on the course must equal 200. Any star stations aside from at least one jump being starred will be determined by the judge and marked with a Star designator. Level specific exercises should be distributed throughout the course so that both dog/handler teams perform some of the level specific exercises and neither team performs all the Masters or all the Excellent exercises.

Performing Pairs - Each exhibitor will use the armband number they are assigned by the trial secretary, but they do not have to perform in armband number order, either member of the pair can go first. Scoresheets designate both armband numbers separated by a forward slash (i.e. 312/421). During the briefing before the class begins, the judge will inform all Pairs teams what the designated Tagging Zone position (sit or down) will be for the class that trial. Additionally, the judge may indicate the Tagging Zone position on the course map for the class. The judge will call both exhibitors into the ring. The dog/handler team going second will go to the midway point in the course, the Tagging Zone and will have their dog sit or down based on the judge's designated Tagging Zone position sit, down or stand under control, and must maintain that position until the tag. while the dog/handler team going first performs the first half of the course. When the 2nd dog/handler team is in position in the Tagging Zone and the 1st dog and handler team is at the start line, with the leash removed, the judge asks the team, "Are you Ready?" and with an affirmative response from the team, the Judge then says, "Forward" starting the time. When the 1st dog/handler team arrives at the tagging zone, the handler will leash their dog, and once their dog is under control, will shake hands with their teammate, signaling them to start the second half of the course. The 1st handler will keep the leash in a pocket, around their waist, or around their neck. After completing the last exercise before the tagging zone, the 1st handler will leash their dog, and once their dog is under control, will enter the tagging zone and will fist bump their teammate, signaling the 2nd pairs member to start the second half of the course. The 2nd dog/handler team will then remove their dog's leash and perform the second half of the course. After passing the finish sign, the 2nd handler will leash their dog and go directly to the Tagging Zone, and with their dog under control, will shake hands fist bump with their teammate signaling the time to stop. Dogs in the Tagging Zone must remain in either a sit or down stay until the high five or fist bump. under control in a sit, down or stand. Dogs in the Tagging Zone must remain under control. While in the Tagging Zone, the dog must remain in the designated Tagging Zone position until a fist bump from the other teammate. The team will lose either 10 or 20 points (depending on if the Tagging Zone is a 10-point value station or a starred station valued at 20 points) for either dog not staying in position in the Tagging zone. being out of control in the Tagging Zone depending on if the exercise is starred. (Effective June 27, 2019) Teams will exit the ring leashed and under control. In all cases, handlers will fist bump with the handlers closest to each other and dogs on the outside of the handlers, on the handler's left sides.

11.2.6 Rally Excellent Pairs Class

Dogs may only be entered in Pairs once in each trial; they cannot enter with multiple partners in a single trial.

Eligibility to Enter: The Rally Excellent Pairs class shall be for any dog eligible to compete in regular Excellent level classes and who have attained the Rally Advanced Pairs title.

Rally Excellent Pairs Exercises and Scores:

Leash Requirements - All exercises in the Rally Excellent Pairs class are judged off-leash, except for the stay exercise in the Tagging Zone. Dogs will be on leash in the Tagging Zone. Leashes will stay with the handlers at all times when not on leash in the Tagging Zone. Leashes may be put in a pocket or draped around handler's neck or waist. Leashes cannot be carried in hand.

Jump Station - One jump station must be used and starred in Rally Excellent Pairs.

a. The jump may be any jump outlined in Chapter 1, Section 15 as standard equipment, with jump heights as outlined on the Reference page of these regulations. Jump will be set to the lowest jump height of the dogs on the Pairs team.

Performance Requirements - All performance requirements for Rally Excellent apply to Rally Excellent Pairs.

Course Requirements - Rally Excellent Pairs must have 17 or 19 stations, one of which must be station "T", the Tagging Zone, either station 23 or 24 which will be exactly halfway through the course. The Tagging Zone exercise will be station #9 on a course with 17 stations or station #10 on a course with 19 stations. The Tagging Zone sign will be placed along

one of the ring sides, next to the gates. The Tagging Zone should be approximately 3 to 4 feet square to provide ample space for the team in the Tagging Zone to perform the designated Tagging Zone position without interfering with other exercises. There will be a minimum of 3 and a maximum of 5 stationary exercises. The Tagging Zone does not count as one of the stationary exercises. There must be a minimum of four Excellent level exercises, not including the jump exercise and three Advanced (not eligible for Novice) exercises. Each sign will have a 10-point value except for Star stations that will have a 20-point value. The total number of points on the course must equal 200. Any star stations aside from at least one jump being starred will be determined by the judge and marked with a Star designator. Level specific exercises should be distributed throughout the course so that both dog/handler teams perform some of the level specific exercises and neither team performs all the Excellent or all the Advanced exercises.

Performing Pairs - Each exhibitor will use the armband number they are assigned by the trial secretary, but they do not have to perform in armband number order, either member of the pair can go first. Scoresheets designate both armband numbers separated by a forward slash (i.e. 312/421). During the briefing before the class begins, the judge will inform all Paris teams what the designated Tagging Zone position (sit or down) will be for the class. Additionally, the judge may indicate the Tagging Zone position on the course map for the class. The judge will call both exhibitors into the ring. The dog/handler team going second will go to the midway point in the course, the Tagging Zone and will have their dog sit, down or stand under control, or down based on the judge's designated Tagging Zone position and must maintain that position until the tag. While the dog/handler team going first performs the first half of the course. When the 2nd dog/handler team is in position in the tagging zone and the 1st dog and handler team is at the start line, with the leash removed, the judge asks the team, "Are you Ready?" and with an affirmative response from the team, the Judge then says, "Forward" starting the time. When the 1st dog/handler team arrives at the tagging zone, the handler will leash their dog, and once their dog is under control, will shake hands with their teammate, signaling them to start the second half of the course. The 2nd dog/handler team will then perform the second half of the course. - The 1st handler will keep the leash in a pocket, around their waist, or around their neck. After completing the last exercise before the tagging zone, the 1st handler will leash their dog, and once their dog is under control, will enter the tagging zone and will fist bump their teammate, signaling the 2nd pairs member to start the second half of the course. The 2nd dog/handler team will then remove their dog's leash and perform the second half of the course. After passing the finish sign, the 2nd handler will leash their dog and go directly to the Tagging Zone and with their dog under control, will high five or fist bump shake hands with their teammate signaling the time to stop. Dogs in the Tagging Zone must remain under control in a sit, or down stay or stand until the high five or fist bump. Dogs in the Tagging Zone must remain under control. While in the Tagging Zone, the dog must remain in the designated Tagging Zone position until a fist bump from the other teammate. The team will lose either 10 or 20 points (depending on if the Tagging Zone is a 10-point value station or a starred station valued at 20 points) for either dog not staying in position in the Tagging Zone. Teams will exit the ring leashed and under control. being out of control in the Tagging Zone depending on if the exercise is starred. (Effective June 27, 2019)

In all cases, handlers will fist bump with the handlers closest to each other and dogs on the outside of the handlers, on the handler's left sides.

11.2.7 Rally Advanced Pairs Class

Dogs may only be entered in Pairs once in each trial; they cannot enter with multiple pair partners in a single trial.

Eligibility to Enter: The Rally Advanced Pairs class shall be for any dog eligible to compete in regular Advanced level classes and who have attained the Rally Novice Pairs title.

Rally Advanced Pairs Exercises and Scores:

Leash Requirements - All exercises in the Rally Advanced Pairs class are judged off-leash, except for the Tagging Zone.

Dogs in the Tagging Zone will be on leash. Leashes will stay with the handlers at all times while performing their section of the course. Leashes may be put in a pocket or draped around handler's neck or waist. Leashes cannot be carried in hand.

Performance Requirements - All performance requirements for Rally Advanced apply to Rally Advanced Pairs.

Course Requirements - Rally Advanced Pairs must have 17 or 19 stations, one of which must be station "T", the Tagging Zone either station 23 or 24 which will be exactly halfway through the course. The Tagging Zone exercise will be station #9 on a course with 17 stations or station #10 on a course with 19 stations. The Tagging Zone sign will be placed along one of the ring sides, next to the gates. The Tagging Zone should be approximately 3 to 4 feet square to provide ample

space for the team in the Tagging Zone to perform the designated Tagging Zone position without interfering with other exercises. There will be a minimum of 3 and a maximum of 5 stationary exercises. The Tagging Zone does Stations 23 & 24 do not count as one of the stationary exercises. There must be a minimum of four Advanced level exercises. Each sign will have a 10-point value except for Star stations that will have a 20-point value. The total number of points on the course must equal 200. Any star stations aside from at least one jump being starred will be determined by the judge and marked with a Star designator. Level specific exercises should be distributed throughout the course so that both dog/handler teams perform some of the level specific exercises and neither team performs all the Advanced exercises. Performing Pairs - Each exhibitor will use the armband number they are assigned by the trial secretary, but they do not have to perform in armband number order, either member of the pair can go first. Scoresheets designate both armband numbers separated by a forward slash (i.e. 312/421). During the briefing before the class begins, the judge will inform all Paris teams what the designated Tagging Zone position (sit or down) will be for the class. Additionally, the judge may indicate the Tagging Zone position on the course map for the class. The judge will call both exhibitors into the ring. The dog/handler team going second will go to the midway point in the course, the Tagging Zone and will have their dog sit or down based on the Judge's designated Tagging Zone position and must maintain that position until the fist bump. or stand under control, while the dog/handler team going first performs the first half of the course. When the 2nd dog/handler team is in position in the tagging zone and the 1st dog and handler team is at the start line, with the leash removed, the judge asks the team, "Are you Ready?" and with an affirmative response from the team, the Judge then says, "Forward" starting the time. After completing the last exercise before the tagging zone the 1st handler will leash their dog and once their dog is under control will enter the tagging zone and will fist bump or high five with their teammate. When the 1st dog/handler team arrives at the tagging zone, the handler will leash their dog, and once their dog is under control, will shake hands with their teammate, signaling them to start the second half of the course. The 1st handler will keep the leash in a pocket, around their waist, or around their neck. After completing the last exercise before the tagging zone, the 1st handler will leash their dog, and once their dog is under control, will enter the tagging zone and will fist bump their teammate, signaling the 2nd pairs member to start the second half of the course. The 2nd dog/handler team will then remove their dog's leash and perform the second half of the course. After passing the finish sign, the 2nd handler will leash their dog and go directly to the Tagging Zone, and with their dog under control, will fist bump their shake hands with their teammate signaling the time to stop. Dogs in the Tagging Zone must remain in either a sit or down stay until the high five or fist bump. under control in a sit, down or stand. Dogs in the Tagging Zone must remain under control. While in the Tagging Zone, the dog must remain in the designated Tagging Zone position until a fist bump from the other teammate. The team will lose either 10 or 20 points (depending on if the Tagging Zone is a 10-point value station or a starred station valued at 20 points) for either dog not staying in position for being out of control in the Tagging Zone depending on if the exercise is starred. (Effective June 27, 2019) Teams will exit the ring leashed and under control.

In all cases, handlers will fist bump with the handlers closest to each other and dogs on the outside of the handlers, on the handler's left sides.

11.2.8 Rally Novice Pairs Class

Dogs may only be entered in Pairs once in each trial; they cannot enter with multiple pair partners in a single trial.

Eligibility to Enter: The Rally Novice Pairs class shall be for any dog eligible to compete in regular Novice level classes.

Rally Novice Pairs Exercises and Scores:

Leash Requirements - All exercises in the Rally Novice Pairs class are judged on-leash.

Performance Requirements - All performance requirements for Rally Novice apply to Rally Novice Pairs.

Course Requirements - Rally Novice Pairs must have 17 or 19 stations, one of which must be either station "T", the Tagging Zone 23 or 24 which will be exactly halfway through the course. The Tagging Zone exercise will be station #9 on a course with 17 stations or station #10 on a course with 19 stations. The Tagging Zone sign will be placed along one of the ring sides, next to the gates. The Tagging Zone should be approximately 3 to 4 feet square to provide ample space for the team in the Tagging Zone to perform the designated Tagging Zone position without interfering with other exercises. There will be a minimum of 3 and a maximum of 5 stationary exercises. The Tagging Zone does Stations 23 & 24 do not count as one of the stationary exercises. There must be a minimum of three Novice Only level exercises. Each sign will have a 10-point value except for Star stations that will have a 20-point value. The total number of points on the course must equal 200. Any star stations aside from at least one jump being starred will be determined by the judge and

marked with a Star designator. Level specific exercises should be distributed throughout the course so that both dog/handler teams perform some of the level specific exercises and neither team performs all the Novice Only exercises. Performing Pairs - Each exhibitor will use the armband number they are assigned by the trial secretary, but they do not have to perform in armband number order, either member of the pair can go first. Scoresheets designate both armband numbers separated by a forward slash (i.e. 312/421). During the briefing before the class begins, the judge will inform all Pairs teams what the designated Tagging Zone position (sit or down) will be for the class. Additionally, the judge may indicate the Tagging Zone position on the course map for the class. The judge will call both exhibitors into the ring. (Effective June 27, 2019) The dog/handler team going second will go to the tagging zone and will have their dog sit or down based on the Judge's designated Tagging Zone position and must maintain the designated position until the fist bump. When the 2nd dog/handler team is in position in the tagging zone and the 1st dog and handler team is at the start line, the judge asks the team, "Are you Ready?" and with an affirmative response from the team, the Judge then says, "Forward" starting the time. After completing the last exercise before the tagging zone the 1st handler will enter the tagging zone and will fist bump their teammate, signaling them to start the second half of the course. The 2nd dog/handler team will then perform the second half of the course. After passing the finish sign, the 2nd handler will go directly to the tagging zone, and with their dog under control, will fist bump their teammate signaling time to stop. Dogs in the Tagging Zone must remain under control. While in the Tagging Zone, the dog must remain in the designated Tagging Zone position until a fist bump from the other teammate. The team will lose either 10 or 20 points (depending on if the Tagging Zone is a 10-point value station or a starred station valued at 20 points) for either dog not staying in position in the Tagging Zone. Teams will exit the ring with the dog under control. In all cases, handlers will fist bump with the handlers closest to each other and dogs on the outside of the handlers, on the handler's left sides.

2020 Wording: Rally Rulebook

11.2.5 Rally Masters Pairs Class

Dogs may only be entered in Pairs once in each trial; they cannot enter with multiple pair partners in a single trial.

Eligibility to Enter:

The Rally Masters Pairs class shall be for any dog eligible to compete in regular Masters level class.

Masters Pairs Exercises and Scores:

Leash Requirements - All exercises in the Rally Masters Pairs class are judged off-leash, except for the Tagging Zone.

Dogs will be on leash in the Tagging Zone. Leashes will stay with the handlers at all times when not on leash in the Tagging Zone. Leashes may be put in a pocket or draped around the handler's neck or waist. Leash cannot be carried in hand.

Jump Station - At least one jump station must be used and starred in Rally Masters Pairs, but two jump stations may be used.

- a. If two jumps are used, only one must be designated a Star station.
- b. The same physical jump may be used for two stations.
- c. There must be at least two stations performed between two jump exercises.
- d. If two jumps are used, each dog/handler team must perform one of the jumps.
- e. Only the #316 jump exercise may be used in pairs.
- f. The jumps may be any jumps outlined in Chapter 1, Section 15 as standard equipment, with jump heights as outlined on the Reference page of these regulations. Jumps will be set to the lowest jump height of the dogs on the Pairs team.

Restricted Commands; Proper Heel Position - All performance requirements for Rally Masters apply to Rally Masters Pairs.

Course Requirements - Rally Masters Pairs must have 17 or 19 stations, one of which must be either station 23 or 24 which will be exactly halfway through the course. There will be a minimum of 3 and a maximum of 5 stationary exercises. Stations 23 & 24 do not count as one of the stationary exercises. There must be a minimum of four Masters level exercises and three Excellent (not eligible for Advanced or Novice) exercises, not including the jump(s). Each sign will have a 10-point value except for Star stations that will have a 20-point value. The total number of points on the course must equal 200. Any star stations aside from at least one jump being starred will be determined by the judge and marked with a Star designator. Level specific exercises should be distributed throughout the course so that both

dog/handler teams perform some of the level specific exercises and neither team performs all the Masters or all the Excellent exercises.

Performing Pairs - Each exhibitor will use the armband number they are assigned by the trial secretary, but they do not have to perform in armband number order, either member of the pair can go first. Scoresheets designate both armband numbers separated by a forward slash (i.e. 312/421). The judge will call both exhibitors into the ring. The dog/handler team going second will go to the midway point in the course, the tagging zone and will have their dog sit, down or stand under control, while the dog/handler team going first performs the first half of the course. When the 2nd dog/handler team is in position in the tagging zone and the 1st dog and handler team is at the start line, the judge asks the team, "Are you Ready?" and with an affirmative response from the team, the Judge then says, "Forward" starting the time. When the 1st dog/handler team arrives at the tagging zone, the handler will leash their dog, and once their dog is under control, will shake hands with their teammate, signaling them to start the second half of the course. The 2nd dog/handler team will then perform the second half of the course. After passing the finish sign, the 2nd handler will leash their dog and go directly to the tagging zone, and with their dog under control, will shake hands with their teammate signaling the time to stop. Dogs in the Tagging Zone must remain under control in a sit, down or stand. The team will lose either 10 or 20 points for being out of control in the Tagging Zone depending on if the exercise is starred.

11.2.6 Rally Excellent Pairs Class

Dogs may only be entered in Pairs once in each trial; they cannot enter with multiple partners in a single trial.

Eligibility to Enter:

The Rally Excellent Pairs class shall be for any dog eligible to compete in regular Excellent level classes.

Rally Excellent Pairs Exercises and Scores:

Leash Requirements - All exercises in the Rally Excellent Pairs class are judged off-leash, except for the stay exercise in the Tagging Zone. Dogs will be on leash in the Tagging Zone. Leash will stay with the handlers at all times when not on leash in the Tagging Zone. Leashes may be put in a pocket or draped around handler's neck or waist. Leashes cannot be carried in hand.

Jump Station - One jump station must be used and starred in Rally Excellent Pairs.

a. The jump may be any jump outlined in Chapter 1, Section 15 as standard equipment, with jump heights as outlined on the Reference page of these regulations. Jump will be set to the lowest jump height of the dogs on the Pairs team.

Performance Requirements - All performance requirements for Rally Excellent apply to Rally Excellent Pairs.

Course Requirements - Rally Excellent Pairs must have 17 or 19 stations, one of must be either station 23 or 24 which will be exactly halfway through the course. There will be a minimum of 3 and a maximum of 5 stationary exercises.

Stations 23 & 24 do not count as one of the stationary exercises. There must be a minimum of four Excellent level exercises, not including the jump exercise and three Advanced (not eligible for Novice) exercises. Each sign will have a 10-point value except for Star stations that will have a 20-point value. The total number of points on the course must equal 200. Any star stations aside from at least one jump being starred will be determined by the judge and marked with a Star designator. Level specific exercises should be distributed throughout the course so that both dog/handler teams perform some of the level specific exercises and neither team performs all the Excellent or all the Advanced exercises.

Performing Pairs - Each exhibitor will use the armband number they are assigned by the trial secretary, but they do not have to perform in armband number order, either member of the pair can go first. Scoresheets designate both armband numbers separated by a forward slash (i.e. 312/421). The judge will call both exhibitors into the ring. The dog/handler team going second will go to the midway point in the course, the tagging zone and will have their dog sit, down or stand under control, while the 41 dog/handler team going first performs the first half of the course. When the 2nd dog/handler team is in position in the tagging zone and the 1st dog and handler team is at the start line, the judge asks the team, "Are you Ready?" and with an affirmative response from the team, the Judge then says, "Forward" starting the time. When the 1st dog/handler team arrives at the tagging zone, the handler will leash their dog, and once their dog is under control, will shake hands with their teammate, signaling them to start the second half of the course. The 2nd dog/handler team will then perform the second half of the course. After passing the finish sign, the 2nd handler will leash their dog and go directly to the tagging zone, and with their dog under control, will shake hands with their teammate signaling the time to stop. Dogs in the Tagging Zone must remain under control in a sit, down or stand. The team will lose either 10 or 20 points for being out of control in the Tagging Zone depending on if the exercise is starred.

11.2.7 Rally Advanced Pairs Class

Dogs may only be entered in Pairs once in each trial; they cannot enter with multiple pair partners in a single trial.

Eligibility to Enter: The Rally Advanced Pairs class shall be for any dog eligible to compete in regular Advanced level classes.

Rally Advanced Pairs Exercises and Scores:

Leash Requirements - All exercises in the Rally Advanced Pairs class are judged off-leash, except for the Tagging Zone.

Dogs in the Tagging Zone will be on leash. Leashes will stay with the handlers at all times while performing their section of the course. Leashes may be put in a pocket or draped around handler's neck or waist. Leashes cannot be carried in hand.

Performance Requirements - All performance requirements for Rally Advanced apply to Rally Advanced Pairs.

Course Requirements - Rally Advanced Pairs must have 17 or 19 stations, one must be either station 23 or 24 which will be exactly halfway through the course. There will be a minimum of 3 and a maximum of 5 stationary exercises. Stations 23 & 24 do not count as one of the stationary exercises. There must be a minimum of four Advanced level exercises. Each sign will have a 10-point value except for Star stations that will have a 20-point value. The total number of points on the course must equal 200. Any star stations aside from at least one jump being starred will be determined by the judge and marked with a Star designator. Level specific exercises should be distributed throughout the course so that both dog/handler teams perform some of the level specific exercises and neither team performs all the Advanced exercises.

Performing Pairs - Each exhibitor will use the armband number they are assigned by the trial secretary, but they do not have to perform in armband number order, either member of the pair can go first. Scoresheets designate both armband numbers separated by a forward slash (i.e. 312/421). The judge will call both exhibitors into the ring. The dog/handler team going second will go to the midway point in the course, the tagging zone and will have their dog sit, down or stand under control, while the dog/handler team going first performs the first half of the course. When the 2nd dog/handler team is in position in the tagging zone and the 1st dog and handler team is at the start line, the judge asks the team, "Are you Ready?" and with an affirmative response from the team, the Judge then says, "Forward" starting the time. When the 1st dog/handler team arrives at the tagging zone, the handler will leash their dog, and once their dog is under control, will shake hands with their teammate, signaling them to start the second half of the course. The 2nd dog/handler team will then perform the second half of the course. After passing the finish sign, the 2nd handler will leash their dog and go directly to the tagging zone, and with their dog under control, will shake hands with their teammate signaling the time to stop. Dogs in the Tagging Zone must remain under control in a sit, down or stand. The team will lose either 10 or 20 points for being out of control in the Tagging Zone depending on if the exercise is starred.

11.2.8 Rally Novice Pairs Class

Dogs may only be entered in Pairs once in each trial; they cannot enter with multiple pair partners in a single trial.

Eligibility to Enter: The Rally Novice Pairs class shall be for any dog eligible to compete in regular Novice level classes.

Rally Novice Pairs Exercises and Scores:

Leash Requirements - All exercises in the Rally Novice Pairs class are judged on-leash.

Performance Requirements - All performance requirements for Rally Novice apply to Rally Novice Pairs.

Course Requirements - Rally Novice Pairs must have 17 or 19 stations, one must be either station 23 or 24 which will be exactly halfway through the course. There will be a minimum of 3 and a maximum of 5 stationary exercises. Stations 23 & 24 do not count as one of the stationary exercises. There must be a minimum of three Novice Only level exercises. Each sign will have a 10-point value except for Star stations that will have a 20-point value. The total number of points on the course must equal 200. Any star stations aside from at least one jump being starred will be determined by the judge and marked with a Star designator.

Performing Pairs - Each exhibitor will use the armband number they are assigned by the trial secretary, but they do not have to perform in armband number order, either member of the pair can go first. Scoresheets designate both armband numbers separated by a forward slash (i.e. 312/421). The judge will call both exhibitors into the ring.

New Wording: Rally Rulebook

Chapter 18: Signs and Descriptions

The Tagging Zone sign and description will appear after the "Finish" sign on the exercise list.

Sign "T" - Tagging Zone

Description: During the briefing before the class begins, the judge will inform all Pairs teams what the designated Tagging Zone position (sit or down) will be for the class. Additionally, the judge may indicate the Tagging Zone position on the course map for the class. The Tagging Zone exercise will be station #9 on a course with 17 stations or station #10 on a course with 19 stations. The Tagging Zone sign will be placed along one of the ring sides, next to the gates. The Tagging Zone should be approximately 3 to 4 feet square to provide ample space for the team in the Tagging Zone to perform the designated Tagging Zone position without interfering with other exercises. Dogs in the Tagging Zone must remain under control. While in the Tagging Zone, **the dog must remain in the designated Tagging Zone position until a fist bump from the other teammate.**

NOTE: A picture of the Tagging Zone sign to include in Chapter 18 and in future sign sets is **attached**. The Tagging Zone sign will be adding to the Course Design Template and the small signs documents for judges to use when designing Rally Pairs courses.

2020 Wording: There is no current sign for the Tagging Zone in Chapter 18.

RA.21.02 Prohibiting Toys/Reward Items

Date of approval by the ASCA Board of Directors: February 27, 2021

Effective Date: June 1, 2021

New Wording: Rally Rulebook

Reference Sheet: Ring Size

No grooming, ~~or~~ crating, food, toys or other type of reward item within ten feet of any Rally ring during the Rally portion of the show. Clubs must ~~insure~~ ensure that Rally rings are used only for Obedience and Rally trials, not for practice or warm-ups.

1.30.1 Ring Size/Use of Ring

The ring shall be rectangular, and a minimum of 2000 square feet with no side being less than 40 feet for all Rally classes.

- a. No grooming or crating is permitted within 10 feet of any Rally ring during the Rally portion of the show.
- b. No food, toys or other type of reward item are ~~is~~ allowed with 10 ft of the Rally ring.
- c. Clubs must ~~insure~~ ensure that Rally rings are used only for Obedience and Rally trials, not for practice or warm-ups prior to trials being held the same day.

1.30.3 Perimeter/Inclement Weather

- a. An area surrounding the rally ring no smaller than ten feet in any direction shall be cleaned and posted for "~~no crating or grooming~~" "no crating, holding of dogs, food, drinks, toys or other type of reward items" during the rally portion of the event.
- b. No food, toys or other type of reward item are ~~is~~ allowed within 10 ft of any side of the rally ring.
- c. If inclement weather at an outdoor event necessitates the judging of Rally under shelter, the requirements as to ring size may be waived if approved by the Rally Judge. If such actions are taken, a full report must be included with the trial results sent to the ASCA Business Office.

2.3 Qualifying Performance

A Judge's certification in his Judge's book of a Qualifying score for any particular dog constitutes his certification to the ASCA Show Secretary that the dog on this particular occasion has performed adequately and has been judged to have at least a minimum qualifying score in accordance with these Rules and Regulations, and that its performance on this occasion would justify the awarding of the Rally title associated with the particular class. A qualifying score must never be awarded to a dog whose performance has not met the minimum requirements, to a dog that shows fear or resentment, that relieves itself at any time while in the ring for judging, or whose handler disciplines or abuses it while in

the ring. A handler shall not carry or offer food, toys or other type of reward item in the ring; doing so will also be scored as a non-qualifying score (NQ).

2.23 Scoring and Minimum Penalties

Non-Qualifying (NQ) scores shall be given for:

- Any food, toys or other type of reward item in the ring

13.7.2 Size of Ring

The ring shall be rectangular with a minimum of 2000 square feet with no side being less than 40 feet for all Rally Classes. There must be at least a ten-foot border around any open side of the ring that is clearly marked off limits to crating, holding of dogs, food, drinks, toys or other type of reward items. Distractions used for distraction exercises in Excellent and Masters must not be visible except when in use on the course.

14.3 Ring Size

Rings must be a minimum of 2000 square feet with no side being less than 40 feet in length. There must be at least a ten-foot border around any open side of the ring that is clearly marked off limits to crating, holding of dogs, ~~or any~~ food, ~~or~~ drinks, toys or other type of reward items.

ASCA Rally Judge's Scoresheet by Deduction

NQ Min requirements not met / food, toys or other type of reward item in ring / dog is lame

ASCA Rally Judge's Scoresheet by Station Number

NQ Minimum requirements not met / food, toys or other type of reward item in ring / dog is lame / ...

2020 Wording: Rally Rulebook

Reference Sheet: Ring Size

No grooming or crating within ten feet of any Rally ring during the Rally portion of the show. Clubs must insure that Rally rings are used only for Obedience and Rally trials, not for practice or warm-ups.

1.30.1 Ring Size/Use of Ring

The ring shall be rectangular, and a minimum of 2000 square feet with no side being less than 40 feet for all Rally classes.

- a. No grooming or crating is permitted within 10 feet of any Rally ring during the Rally portion of the show.
- b. No food is allowed within 10 ft of the Rally ring.
- c. Clubs must insure that Rally rings are used only for Obedience and Rally trials, not for practice or warm-ups prior to trials being held the same day.

1.30.3 Perimeter/Inclement Weather

- a. An area surrounding the rally ring no smaller than ten feet in any direction shall be cleaned and posted for "no crating or grooming" during the rally portion of the event.
- b. No food is allowed within 10 ft of any side of the rally ring.
- c. If inclement weather at an outdoor event necessitates the judging of Rally under shelter, the requirements as to ring size may be waived if approved by the Rally Judge. If such actions are taken, a full report must be included with the trial results sent to the ASCA Business Office.

2.3 Qualifying Performance

A Judge's certification in his Judge's book of a Qualifying score for any particular dog constitutes his certification to the ASCA Show Secretary that the dog on this particular occasion has performed adequately and has been judged to have at least a minimum qualifying score in accordance with these Rules and Regulations, and that its performance on this occasion would justify the awarding of the Rally title associated with the particular class. A qualifying score must never be awarded to a dog whose performance has not met the minimum requirements, to a dog that shows fear or

resentment, that relieves itself at any time while in the ring for judging, or whose handler disciplines or abuses it while in the ring. A handler shall not carry or offer food in the ring; doing so will also be scored as a non-qualifying score (NQ).

2.23 Scoring and Minimum Penalties

Non-Qualifying (NQ) scores shall be given for:

- Any food in the ring

13.7.2 Size of Ring

The ring shall be rectangular with a minimum of 2000 square feet with no side being less than 40 feet for all Rally Classes.

14.3 Ring Size

Rings must be a minimum of 2000 square feet with no side being less than 40 feet in length. There must be at least a ten-foot border around any open side of the ring that is clearly marked off limits to crating, holding of dogs, or any food or drinks.

ASCA Rally Judge's Scoresheet by Deduction

NQ Min requirements not met / food in ring / dog is lame

ASCA Rally Judge's Scoresheet by Station Number

NQ Minimum requirements not met / food in ring / dog is lame / ...

RA.21.03 Selecting Judges for Rally Nationals/Finals

Date of approval by the ASCA Board of Directors: February 27, 2021

Effective Date: June 1, 2021

New Wording: Rally Rulebook

13 Rally Finals

~~13.6.1 Judge Eligibility~~

~~Judges must be in good standing with ASCA and be on the list of judges eligible to judge Rally Finals.~~

Section 13.6.2 and subsequent sections will be renumbered to start with 13.6.1.

14 Nationals Rally Trial

~~14.1 Judge Eligibility~~

~~Judges must be in good standing with ASCA and be on the list of judges eligible to judge the National Rally Trial.~~

Section 14.2 and subsequent sections will be renumbered to start with 14.1.

~~15 Judges~~ 15 Selection of Judges for Rally Finals and the Nationals Rally Trial

~~15.6 Eligible to Judge the National Rally Trial and/or Rally Finals List~~

~~Host clubs for ASCA Nationals and Finals will look at the Judges Directory to note which Rally judges are eligible to judge the National Rally Trial and Rally Finals. Judges with a classification letter of "N" (National Judge) are eligible to judge the National Rally Trial. Judges with a classification letter of "S" (Senior Judge) are eligible to judge the National Rally Trial or Rally Finals.~~

15.6.1 National Rally Trial

To be eligible to judge the National Rally Trial, a judge must be in good standing with ASCA and be listed on the current approved ASCA Rally Judges List with a classification of "N". See Section 15.5 for instructions to move from Regular Judge (R) to National Judge (N) on the Judges Directory. It is the judge's responsibility to complete the request form and submit it to the Business Office for verification that the judge meets the requirements for judging the National Rally Trial. Once the Business Office verifies the requirements are met, the judge's name will be added to the list of judges

eligible to judge the National Rally Trial. The Request Form can be found in the Appendix of the Rally Rulebook or online on the ASCA Website.

15.6.2 Rally Finals

To be eligible to judge Rally Finals, a judge must be in good standing with ASCA and be listed on the current approved ASCA Rally Judges List with a classification of "S". See Section 15.5 for instructions to move from National Judge (N) to Senior Judge (S) on the Judges Directory. It is the judge's responsibility to complete the request form and submit it to the Business Office for verification that the judge meets the requirements for judging Rally Finals. Once the Business office verifies the requirements are met, the judge's name will be added to the list of judges eligible to judge Rally Finals. The Request Form can be found in the Appendix of the Rally Rulebook or online on the ASCA Website.

15.6.3 Judges Requirements

2. Finals and Nationals Judges Eligibility

a. Judge must be ASCA Senior or Nationals Judge Status to judge the Nationals Trial (15.6.1 & 15.6.2).

a. 15.1 Eligibility to Judge

a. To be eligible to judge Rally Finals, the judge must be an ASCA Senior Rally Judge and be in good standing with ASCA to judge Finals (15.6.1).

b. To be eligible to judge the Nationals Rally Trial, the judge must be an ASCA Senior or National Rally Judge and be in good standing with ASCA.

b. c. Judge shall not have judged the previous three (3) Rally Finals or Nationals trials.

15.2 Judge Selection Process

a. When the location and date have been specified for the National Specialty, the Business Office shall identify the date on which letters will be sent to Nationals and Senior Rally Judges to determine interest and availability, and to meet the deadlines as stated in 15.6.3.1. The schedule for sending letters and receiving responses must allow time for the National Specialty Committee to meet the deadlines for submitting slates of judges according to the National Specialty rules. Letters of inquiry will be sent via US Mail, and via email. The date by which the letter is to be returned shall be included in the letter. Judges interested and available to judge shall return the letter of inquiry by the deadline date stated either via mail or email. The judge must indicate whether they wish to be considered for Nationals, and/or Finals. Judges not returning a reply by the deadline date, either by mail or email, will not be placed in the draw for Nationals or Finals judges.

b. Judges for the Rally Finals shall be selected from the ASCA Senior Rally Judges who return the letter of inquiry to the Business Office by the designated date and have indicated they would be available. From the letters returned, two (2) names shall be drawn by the business office, and the names are given to the National Specialty Committee host committee to hire from, in the order of the draw to finalize the hiring and contracting of the judges for Rally Finals. The draw will be performed live on Facebook. Three (3) additional names shall be drawn should one of the above 2 two judges become unavailable. If there is a judge cancellation, the National Specialty Committee shall contact the next name on the list, as in the order drawn.

c. Judges for the Rally Nationals Rally Trial shall be selected from the ASCA Nationals Rally Judges and Senior Rally Judges who return the letter of inquiry to the Business Office via mail or email by the designated date and have indicated they would be available. From the letters returned, two (2) names shall be pulled by the business office, and the names are given to the Nationals Specialty Committee host committee to hire from, in the order of the draw to finalize the hiring and contracting of the judges for the Nationals Rally Trial. The draw will be performed live on Facebook. Three (3) additional names shall be drawn should one of the above 2 two judges become unavailable. If there is a judge cancellation, the National Specialty Committee shall contact the next name on the list, in the order drawn.

d. The Business Office shall verify the judge meets the requirements for judging the National Rally Trial.

e. Rally Finals and Nationals judges may participate in Nationals events with the exception of except on the day(s) of their judging assignment. All rules pertaining to the Finals Judges can be found in 15.6 Finals Judges and Judging in the Rally Rules and Regulations.

1. 15.3 Submission of Slate of Judges for Rally Finals and the Nationals Rally Trial

~~Four (4)~~ **Two (2)** ASCA Rally Senior Rally and/or Nationals Judges will be hired by the National Specialty Committee for the Rally Finals ~~by the National Specialty Committee.~~ **Two (2)** ASCA Senior or Nationals Rally Judges will be hired by the National Specialty Committee for the Nationals Rally Trial. The National Specialty Committee ~~who~~ will submit the Rally Nationals and Finals slate to the ASCA Executive Secretary no later than February 1st of the year prior to the National Specialty being hosted. The Executive Secretary will forward the proposed Judges slate to the ASCA Board of Directors for review. Board approval of the Judges slate will be returned to the Nationals Specialty Committee no later than thirty (30) days after receipt by the Executive Secretary. Once the Board has approved the Rally Judges slate, the Judge's names will be posted within 7 days to the ASCA Website on the "National Specialty Information" page and the judge information must be to the Aussie Times Editor by March 15th for inclusion in the May-June issue.

~~15 Judges~~ **16 Becoming an ASCA Rally Judge**

Note: The current Chapter 15 will become Chapter 16 and subsequent Chapters will be renumbered in sequential order.

Current Wording: Rally Rulebook

13 Rally Finals

13.6.1 Judge Eligibility

Judges must be in good standing with ASCA and be on the list of judges eligible to judge Rally Finals.

14 Nationals Rally

14.1 Judge Eligibility

Judges must be in good standing with ASCA and be on the list of judges eligible to judge the National Rally Trial.

15 Judges

15.6 Eligible to Judge the National Rally Trial and/or Rally Finals List Host clubs for ASCA Nationals and Finals will look at the Judges Directory to note which Rally judges are eligible to judge the National Rally Trial and Rally Finals. Judges with a classification letter of "N" (National Judge) are eligible to judge the National Rally Trial. Judges with a classification letter of "S" (Senior Judge) are eligible to judge the National Rally Trial or Rally Finals.

15.6.1 National Rally Trial

To be eligible to judge the National Rally Trial, a judge must be in good standing with ASCA and be listed on the current approved ASCA Rally Judges List with a classification of "N". See Section 15.5 for instructions to move from Regular Judge (R) to National Judge (N) on the Judges Directory. It is the judge's responsibility to complete the request form and submit it to the Business Office for verification that the judge meets the requirements for judging the National Rally Trial. Once the Business Office verifies the requirements are met, the judge's name will be added to the list of judges eligible to judge the National Rally Trial. The Request Form can be found in the Appendix of the Rally Rulebook or online on the ASCA Website.

15.6.2 Rally Finals

To be eligible to judge Rally Finals, a judge must be in good standing with ASCA and be listed on the current approved ASCA Rally Judges List with a classification of "S". See Section 15.5 for instructions to move from National Judge (N) to Senior Judge (S) on the Judges Directory. It is the judge's responsibility to complete the request form and submit it to the Business Office for verification that the judge meets the requirements for judging Rally Finals. Once the Business office verifies the requirements are met, the judge's name will be added to the list of judges eligible to judge Rally Finals. The Request Form can be found in the Appendix of the Rally Rulebook or online on the ASCA Website.

15.6.3 Judges Requirements

1. **Four (4)** ASCA Rally Senior and/or Nationals Judges will be hired for the Rally Finals by the National Specialty Committee, who will submit the Rally Nationals and Finals slate to the ASCA Executive Secretary no later than February 1st of the year prior to the National Specialty being hosted. The Executive Secretary will forward the proposed Judges slate to the ASCA Board of Directors for review. Board approval of the Judges slate will be returned to the Nationals Specialty Committee no later than thirty (30) days after receipt by the Executive Secretary. Once the Board has approved

the Rally Judges slate, the Judge's names will be posted within 7 days to the ASCA Website on the "National Specialty Information" page and the judge information must be to the Aussie Times Editor by March 15th for inclusion in the May-June issue.

2. Finals and Nationals Judges Eligibility

- a. Judge must be ASCA Senior or Nationals Judge Status to judge the Nationals Trial (15.6.1 & 15.6.2).
- b. Judge must be an ASCA Senior Rally Judge to judge Finals (15.6.1).
- c. Judge shall not have judged the previous three (3) Rally Finals or Nationals trials.
- d. When the location and date have been specified for the National Specialty, the Business Office shall identify the date on which letters will be sent to Nationals and Senior Rally Judges to determine interest and availability, and to meet the deadlines as stated in 15.6.3.1. Letters of inquiry will be sent via US Mail, and via email. The date by which the letter is to be returned shall be included in the letter. Judges interested and available to judge shall return the letter of inquiry by the date stated either via mail or email. The judge must indicate whether they wish to be considered for Nationals, and or Finals.
- e. The Business Office shall verify the judge meets the requirements for judging the National Rally Trial. f. Judges for the Rally Nationals shall be selected from the ASCA Nationals Judges and Senior Rally Judges who return the letter of inquiry to the Business Office by the designated date and have indicated they would be available. From the letters returned, two (2) names shall be pulled by the business office and the names given to the host committee to hire from, in the order of the draw. The draw will be performed live on Facebook. Three (3) additional names shall be drawn should one of the above 2 judges become unavailable. If there is a judge cancellation, the National Specialty Committee shall contact the next name on the list, in the order drawn.
- g. Judges for the Rally Finals shall be selected from the ASCA Senior Rally Judges who return the letter of inquiry to the Business Office by the designated date and have indicated they would be available. From the letters returned, two (2) names shall be drawn by the business office and the names given to the host committee to hire from, in the order of the draw. The draw will be performed live on Facebook. Three (3) additional names shall be drawn should one of the above 2 judges become unavailable. If there is a judge cancellation, the National Specialty Committee shall contact the next name on the list, as drawn.
- h. Rally Finals and Nationals judges may participate in Nationals events with the exception of the day(s) of their judging assignment. All rules pertaining to the Finals Judges can be found in 15.6 Finals Judges and Judging in the Rally Rules and Regulations.

RA.21.04 Additions to Course Design Chapter

Date of approval by the ASCA Board of Directors: February 27, 2021

Effective Date: June 1, 2021

New Wording: Rally Rulebook

17.2.1 Tools for Designing Courses

There are many tools available on the ASCA Website to assist in designing courses. Available on the website are:

- a. ~~2015~~ Course Design Template (excel based template)
- b. Course Design Checklist
- c. Mini .jpeg signs for use in other software programs

17.4.3 Turns

- a. Care should be taken to avoid too many consecutive turns, which can cause dizziness. An example might include spirals, 360 circles and 270s all run together in a sequence. Breaking up turn exercises with other exercises will help reduce the potential dizzy factor.
- b. The following signs can be used to change the team's path on the course: (chart omitted from motion intentionally as no changes to the chart are needed, but is in rulebook.)
- c. Serpentine exercises are not designed to include a 90-degree turn at the first cone or a 90-degree turn out of the exercise. If a course requires the team to make a 90 degree turn to get into the serpentine, then a turn exercise must be used as the station before the serpentine so that the serpentine exercise can be approached straight. If the course requires a turn coming out of a serpentine, the turn must be made using a turn exercise following the serpentine rather

than using the last cone as a turning mechanism.

d. 45 Degree and 225 Loop turns are ~~for use coming out of or going into a diagonal path and~~ are considered a change of direction. 45 degree turns and 225 degree loops are used for moving a course into a diagonal course path and for moving a course out of a diagonal course path back into a traditional straight orientated course path. All signs between the first 45 degree or 225 degree turn and the second 45 degree or 225 will be located and performed on a diagonal path.

e. Care must be taken with all turns to assure the sign is placed appropriately to allow the team to make the correct angle turn as indicated on the sign.

f. Limit of 1 each on the Excellent & Masters courses - #10 Right Turn and #13 Left Turn.

17.4.4 Cones

a. Serpentine and spiral exercises are set up with 6-8 feet between the cones.

b. Serpentine exercises with distractions require 8-10 feet between the cones and distractions.

c. The Offset Figure 8 and Offset Figure 8 with Distractions exercises are set up with 8- 10 feet between the cones.

Distractions for the Offset Figure 8 with Distractions are placed 6 – 8 apart and at 90-degree angles to the cones.

d. Sign #25 & #26 Offset Serpentine requires the middle cone to be moved 3-4 ft to the left or right of the first and third cones.

e. Signs #230 and #231 Cones for cloverleaf exercises are placed in a triangle pattern with cones about 6 feet apart.

f. Signs #319 and #320 Two cones and a distraction in the middle are placed six to eight feet apart in a straight line.

17.4.5 Spacing of Exercises

SIGN NAME	APPROXIMATE SPACE REQUIRED
Halt, 1-2- 3	15 ft
Call Dog Front, 1-2-3 Backwards	15 ft
Serpentine exercises without distractions	22-28 ft
Serpentine exercises with distractions	28-34 ft
Offset Serpentes	8-12 ft long, 5 ft wide
Spiral Right; Spiral Left	19-23 ft
Spiral exercises with a Distraction	19-23 ft
Off Set Figure 8	8-10 ft 12-14 ft
Off Set Figure 8 with Distractions	12-14 ft long, 10-12 ft wide
Cloverleaf	6 ft x 6 ft 13 ft. long x 18 ft. wide
3 -Any station that requires the handler to walk away from their dog 3 steps	7-10 ft
Standard Bar jump or High jump	22 ft
Broad Jump	25 ft
Offset Jumps, from Halt, Leave Dog sign to #415 or #416	24 ft
Moving Stand or Down, walk 3 call to heel	15 ft

2020 Wording: Rally Rulebook

17.2.1 Tools for Designing Courses

There are many tools available on the ASCA Website to assist in designing courses. Available on the website are:

a. 2015 Course Design Template (excel based template)

b. Course Design Checklist

c. Mini .jpeg signs for use in other software programs

17.4.3 Turns

a. Care should be taken to avoid too many consecutive turns, which can cause dizziness. An example might include

spirals, 360 circles and 270s all run together in a sequence. Breaking up turn exercises with other exercises will help reduce the potential dizzy factor.

b. The following signs can be used to change the team’s path on the course: (chart omitted from motion intentionally as no changes are needed, but is in rulebook.)

c. Serpentine exercises are not designed to include a 90-degree turn at the first cone or a 90- degree turn out of the exercise. If a course requires the team to make a 90 degree turn to get into the serpentine, then a turn exercise must be used as the station before the serpentine so that the serpentine exercise can be approached straight. If the course requires a turn coming out of a serpentine, the turn must be made using a turn exercise following the serpentine rather than using the last cone as a turning mechanism.

d. 45 Diagonal and 225 Loop turns are for use coming out of or going into a diagonal path and are considered a change of direction.

e. Care must be taken with all turns to assure the sign is placed appropriately to allow the team to make the correct angle turn as indicated on the sign.

f. Limit of 1 each on the Excellent & Masters courses - #10 Right Turn and #13 Left Turn.

17.4.4 Cones

a. Serpentine and spiral exercises are set up with 6-8 feet between the cones.

b. Serpentine exercises with distractions require 8-10 feet between the cones and distractions.

c. The Offset Figure 8 and Offset Figure 8 with Distractions exercises are set up with 8- 10 feet between the cones. Distractions for the Offset Figure 8 with Distractions are placed 6 – 8 apart and at 90-degree angles to the cones.

d. Sign #25 & #26 Offset Serpentine requires the middle cone to be moved 3-4 ft to the left or right of the first and third cones.

17.4.5 Spacing of Exercises

a. Careful consideration must be given to how much space an exercise requires for correct performance. Some stations require much more than others. For instance, the Halt station takes up very little space compared to the Halt, 1, 2, 3.

17.4.5 Spacing of Exercises

SIGN NAME	APPROXIMATE SPACE REQUIRED
Halt, 1-2- 3	15 ft
Call Dog Front, 1-2-3 Backwards	15 ft
Serpentine exercises without distractions	22-28 ft
Serpentine exercises with distractions	28-34 ft
Offset Serpentine	8-12 ft long, 5 ft wide
Spiral Right; Spiral Left	19-23 ft
Off Set Figure 8	8-10 ft
Cloverleaf	6 ft x 6 ft
3 Any station that requires the handler to walk away from their dog 3 steps	7-10 ft
Standard Bar jump or High jump	22 ft
Broad Jump	25 ft
Offset Jumps	24 ft
Stand or Down, walk 3 call to heel	15 ft

RA.21.05 Start/Heeling and Conduct Sign

Date of approval by the ASCA Board of Directors: February 27, 2021

Effective Date: June 1, 2021

New Wording: Rally Rulebook

18.1 Start/Heeling and Conduct

The "Start/Heeling and Conduct" Station shall be the first numbered Station on the course. ~~Judges must place the Heeling and Conduct sign to the right of the Start sign if the set of signs provided by the affiliate still includes the two signs.~~

~~Signs list at the end of each level's chapter will also show the Start/Heeling and Conduct as one combined sign rather than as separate signs.~~

17.3.2 Sign Placement

- a. Sign icons shall be shown on the map to the right of the team's path except for change of direction signs which shall be shown placed directly in front of the team. Angle turns (45 degree and 225 degree) are considered a change of direction so must be placed in the team's path.
- b. Sign icons and numbers should be oriented to the team's path as they will move through the course.
- c. Signs including more than two elements are to be readable to the handler during the performance of all elements of the exercise.
- d. Placement of the Start/Heeling and Conduct sign must allow adequate room for the team to enter the ring and set up.
- e. Placement of the Finish sign when facing the ring gate must be at least 6 feet from the gate.
- f. Fast (sign #3), Halt Fast (sign #2), About Turn Fast (sign #228), and U Turn Fast (sign #229) must be followed by the Normal sign.
- g. Slow (sign #4), Halt Slow (sign #300), About Turn Slow (sign #317), and U Turn Slow (sign #318) may be followed by either the Normal sign or the Finish sign.
- h. Sign Placement and Performance Location Chart (see Appendix)
- i. Proper placement of signs for the Masters Directed jump exercises 414, 415 and 416 is detailed in the Appendix, ASCA Example 8.

2020 Wording: Rally Rulebook

18.1 Start/Heeling and Conduct

The "Start/Heeling and Conduct" Station shall be the first numbered Station on the course. Judges must place the Heeling and Conduct sign to the right of the Start sign if the set of signs provided by the affiliate still includes the two signs.

Signs list at the end of each level's chapter will also show the Start/Heeling and Conduct as one combined sign rather than as separate signs.

17.3.2 Sign Placement

- a. Sign icons shall be shown on the map to the right of the team's path except for change of direction signs which shall be shown placed directly in front of the team. Angle turns (45 degree and 225 degree) are considered a change of direction so must be placed in the team's path.
- b. Sign icons and numbers should be oriented to the team's path as they will move through the course.
- c. Signs including more than two elements are to be readable to the handler during the performance of all elements of the exercise.
- d. Placement of the Start sign must allow adequate room for the team to enter the ring and set up.
- e. Placement of the Finish sign when facing the ring gate must be at least 6 feet from the gate.
- f. Fast (sign #3), Halt Fast (sign #2), About Turn Fast (sign #228), and U Turn Fast (sign #229) must be followed by the Normal sign.
- g. Slow (sign #4), Halt Slow (sign #300), About Turn Slow (sign #317), and U Turn Slow (sign #318) may be followed by either the Normal sign or the Finish sign.
- h. Sign Placement and Performance Location Chart (see Appendix)
- i. Proper placement of signs for the Masters Directed jump exercises 414, 415 and 416 is detailed in the Appendix, ASCA Example 8.

RA.21.06 Correction to Section 2.9 Ties

Date of approval by the ASCA Board of Directors: February 27, 2021

Effective Date: June 1, 2021

New Wording: Rally Rulebook

2.9 Ties

In case of a tie for any prize placement in the Novice, Advanced, Excellent, or Masters class, the Team team completing the course in the least amount of time will receive the higher placement. If both the score and time are the same, the Teams teams will repeat the course and will be scored and timed again. The original scores will not be changed, but the higher placement will be given to the Team team that won the run-off with the higher score in the run-off. If the scores for the run-off are the same, the faster team will be declared the winner of the run-off. A notation will be made by placing a plus sign (+) after the original score of the winner of the run-off.

2020 Wording: Rally Rulebook

2.9 Ties

In case of a tie for any prize in the Novice, Advanced, Excellent, or Masters class, the Team completing the course in the least amount of time will receive the higher placement. If both the score and time are the same, the Teams will repeat the course and will be scored and timed again. The original scores will not be changed, but the higher placement will be given to the Team that won the run-off. A notation will be made by placing a plus sign (+) after the original score of the winner of the run-off.

Stockdog Program Rule Changes

SD.20.02 Change to Stockdog Rules - Defining Size of Center or Free-Standing Pen

Date of approval by the ASCA Board of Directors: June 27, 2020

Effective Date: June 1, 2021

New Wording:

c. Free-Standing Pen:

1. Ducks/Geese: The free-standing pen must be made up of panels at least 2' high, be a minimum of 4' by 4' and a maximum of 6' by 6', and with a gate of at least 4'.
2. Sheep/Goats and Cattle: The free-standing pen must be made up of panels at least 4' high, be a minimum of 12' by 12' and a maximum of 16' by 16', and with a gate of at least 12'.

2020 Wording:

c. Panels: Ducks/Geese arena panels will be 4-5 feet long and at least 2 feet high. Cattle and Sheep/Goat arena panels will be 8-12 feet in length and will be at least 4 feet high. NOTE: The free-standing pen panels for Cattle and Sheep/Goats must be a minimum of 12 feet and a maximum of 16 feet with a gate of no less than 12 feet. The free-standing pen for Ducks/Geese must be a minimum of 4' by 4' and a maximum of 6' by 6'.

SD.21.01 Revision and Expansion of Chapter 26, Post Advanced

Date of approval by the ASCA Board of Directors: June 27, 2020

Effective Date: June 1, 2021

New Wording:

17.1 Post Advanced

17.1.1 Post Advanced Division

Post-Advanced Trial Dog is for dogs that have earned the Advanced Trial Dog title for the class entered.

A. The Post-Advanced Division is an optional division for Sheep/Goats and Cattle classes. Host clubs do not have to offer this division if facilities are unavailable. Advanced titled dogs do not have to compete in this division. The Post-Advanced Division may be offered as an individually sanctioned trial, or it may be offered as a division within a sanctioned Arena Trial.

1. The Post-Advanced Division may not share sanctioning with any type of trial except an Arena Trial.
2. When sanctioning is shared with an arena trial, the arena and PATD course are not required to be the same course.

- B. The Post-Advanced Division will be scored and placed separately from all other divisions of a sanctioned trial.
- C. Any dog entering the Post-Advanced Division must have earned an Advanced Title on the class of stock entered.
- D. Time limit will be 15 minutes.
- E. Qualifying scores can be earned according to Chapter 21, Section 1.5. The title earned shall be PATD-class used at the end of the dog's name.
- F. Scores from this division are eligible for accruing National Stockdog Finals and Merit points. When sanctioned with an arena trial, only the highest scoring Australian Shepherd in the sanctioned trial is eligible for the additional finals point as described in Chapter 24. The HIT point is awarded to the highest scoring Australian Shepherd from all eligible divisions. When sanctioned alone, an additional finals point, if eligible, is awarded to the HIT from the PATD division as described in Chapter 24. Merit points will also be earned for the PATD division as described in Chapter 23.
- G. The same dog may not enter both Advanced and Post-Advanced Division on the same class of stock in the same sanctioned trial.
- H. The Post-Advanced Division will be run in a minimum area of 415 x 600 feet (approximately 6 acres).
- I. If the dog loses the stock from the designated Course area he will be excused, and stock handlers will retrieve the stock.

17.2 Post Advanced Course A

- A. Set-Up: The fields will be set up with panels and pens positioned as outlined in the diagram and described in this section. The Post-Advanced Division will be run in a minimum area of 415 x 600 feet (approximately 6 acres).
 - 1. The distance of the cross-drive from the openings of panel 1 to panel 2 and the distance from the openings of panel 1 and panel 2 to the center obstacles must be equal for Course A. The equal distances of the cross drive between the openings of obstacles 1 and 2 and the distance to the center obstacle from panel 1 and panel 2 must be a minimum of 150 feet, but no more than, 300 feet.
 - 2. Whatever the distances are between the three obstacles of Course A, all obstacles must be at least 100 feet off any fence or perimeter.
 - 3. The distance from the take/re-pen end of the pasture to the Post Advanced Handlers line must be a minimum of 350 feet, but no more than, 500 feet.
 - 4. The distance from the take/re-pen end of the pasture to panel 1 and panel 2 must be a minimum of 500 feet, but no more than 800 feet.
- B. Sequence: The sequence of events shall be as follows: take pen, obstacle 1 (two panel obstacle), obstacle 2 (two panel obstacle), center chute, and re-pen. Obstacles 1 and 2 shall be negotiated in a figure 8 for Course A (see diagram). Each obstacle will be allowed only two attempts before the handler must move on to the next obstacle. Only course points will be lost on the failed obstacle. EXCEPTION: The Course may be reversed by reversing the placement of the obstacles. This Course is designed to be run in either direction.
- C. Panels: All obstacles shall be made up of 12-16-foot panels including the chute. Obstacles 1 & 2 are made up of two panels each, parallel to each other with a 20-foot opening. Obstacle 1 and 2 shall be parallel to each other with the cross drive measured from the inside of both inside panels.
- D. Take Pens: The take pen does not have to be the same enclosure as the re-pen as long as the procedure is consistent for the entire trial and both pens are at the same end of the field. The take pen gate must be closed after the stock is released into the field. If the Judge, in consultation with the Course Director, decides that the take pen is not of adequate size and construction to be safe for the dog or the livestock, a different course must be used that does not require a take pen. All take pens shall be placed on the outside of the field. The take pen should be located somewhere outside and on the fence opposite the first obstacle whenever possible. If positioned on a side fence, the take pen must be as close to the fence opposite the first obstacle as possible. The take pen size and location shall be stated in the sanctioning request form.
 - 1. For Cattle and Sheep/Goats, a take pen shall be of adequate size to allow the dog to remove the livestock safely. The livestock size, number and demeanor will determine the necessary size of each take pen. The livestock should not take up more than 1/3 of the take pen. It is suggested that the minimum size be no less than 250 square feet with a maximum size of 900 square feet.
 - 2. The take pen gate for Cattle, Sheep/Goats shall be no less than 8 feet.

3. Course A may not be run without the use of a take pen. If, on the day of the trial, the take pen is determined to be unsafe or insufficient by the trial committee and Judge, a course not requiring a take pen must be used. This may be done without pre-approval from the Business Office. Any course changes must be submitted to the Business office with the Trial Report. At no time is livestock to be set out when using Course A.

E. Obstacle 1: This obstacle consists of two panels, positioned parallel to the handler's line, at least 150 but not more than 300 feet from the handler's line. The Sheep/Goats and Cattle field obstacle 1 shall be at least 100 feet off any fence or perimeter. Obstacle 1 is considered passed when at least one head of livestock passes an imaginary line drawn from the end of the panel nearest obstacle 2 and the rear fence line. If the stock are driven from the area of obstacle 2 around to obstacle 1 and toward the take pen, at least one head must pass an imaginary line which extends from the end of the first panel (nearest the side fence) to the side fence so that daylight can be seen by the Judge between this line and the stock (this imaginary line is known as the daylighting line) and then the stock must be turned around to attempt the obstacle. Ability to control livestock points for this work will be subject to the manner in which the movements around the obstacle were executed.

F. Cross Drive: The distance of the cross-drive from the openings of panel 1 to panel 2 and the distance from the openings of panel 1 and panel 2 to the center obstacles must be equal for Course A. The equal distances of the cross drive between the openings of obstacles 1 and 2 and the distance to the center obstacle from panel 1 and panel 2 must be a minimum of 150 feet, but no more than, 300 feet. Obstacles 1 and 2 shall be negotiated in a figure 8 for A. Course A will have a left-hand drive.

G. Obstacle 2: This obstacle consists of two panels, positioned parallel to the handler's line, at least 150 but not more than 300 feet from the handler's line. The Sheep/Goats and Cattle field obstacle 2 shall be at least 100 feet off any fence or perimeter. Obstacle 2 is considered passed when at least one head of livestock passes an imaginary line drawn from the end of the panel nearest obstacle 1 and the rear fence line. If the stock are driven from the area of obstacle 2 around to obstacle 1 and toward the take pen, at least one head must pass an imaginary line which extends from the end of the first panel (nearest the side fence) to the side fence so that daylight can be seen by the Judge between this line and the stock (this imaginary line is known as the daylighting line) and then the stock must be turned around to attempt the obstacle. Ability to control livestock points for this work will be subject to the manner in which the movements around the obstacle were executed.

H. Center Chute: The center chute consists of four panels. The Sheep/Goats and Cattle field center chute shall be 4 feet wide at the exit. The center of the chute is positioned in the lengthwise center of the field. The wing ends shall be positioned midway of the width of the fields, with the wings positioned at a 45-degree angle to the center of the chute. Ability to control livestock points for this work will be subject to the manner in which movement through the obstacle was executed.

I. Re-pen: The re-pen may be the same pen as the take pen. When the re-pen gate is opened, no further points can be earned on any other part of the course. Points for the re-pen may be earned at any time during the run.

J. Handler Lines: Post Advanced Handler may not step across an imaginary line drawn across the entry wings of the chute or the gate of the free-standing pen without a loss of 50% of the total points. The distance from the take/re-pen end of the pasture to the Post Advanced Handlers line must be a minimum of 350 feet, but no more than, 500 feet.

K. Attempts and Loss of Stock: Each obstacle will be allowed only two attempts before the handler must move on to the next obstacle. Only course points will be lost on the failed obstacle.

L. If the dog loses the stock from the designated Course area he will be excused, and stock handlers will retrieve the stock.

17.3 Post Advanced Course B

A. Set-Up: The field will be set up with panels and pens positioned as outlined in the diagram and described in this section. The Post-Advanced Division will be run in a minimum area of 415 x 600 feet (approximately 6 acres).

1. The distance of the cross-drive from the openings of panel 1 to panel 2 and the distance from the openings of panel 1 and panel 2 to the center obstacles must be equal for Course B. The equal distances of the cross drive between the openings of obstacles 1 and 2 and the distance to the center obstacle from panel 1 and panel 2 must be a minimum of 150 feet, but no more than, 300 feet.

2. Whatever the distances are between the three obstacles of Course B, all obstacles must be at least 100 feet off any fence or perimeter.

3. The distance from the take/re-pen end of the pasture to the Post Advanced Handlers line must be a minimum of 350 feet, but no more than, 500 feet.

4. The distance from the take/re-pen end of the pasture to panel 1 and panel 2 must be a minimum of 500 feet, but no more than 800 feet.

B. Sequence: The sequence of events shall be as follows: gather, obstacle 1 (two panel obstacle), obstacle 2 (two panel obstacle), free standing pen, and re-pen. Obstacles 1 and 2 shall be negotiated in a figure 8 for Course B (see diagram). Each obstacle will be allowed only two attempts before the handler must move on to the next obstacle. Only course points will be lost on the failed obstacle. EXCEPTION: The Course may be reversed by reversing the placement of the obstacles. This Course is designed to be run in either direction.

C. Panels: All obstacles shall be made up of 12-16-foot panels including the chute. Obstacles 1 & 2 are made up of two panels each, parallel to each other with a 20-foot opening. Obstacle 1 and 2 shall be parallel to each other with the cross drive measured from the inside of both inside panels.

D. Gather: The stock for Course B will be dropped and spotted at a minimum distance of 300 feet but not more than 500 feet from, and in line with, the center obstacle and at least 50 feet but not more than 100 feet from the take/re-pen end of the pasture for the gather. The livestock will be released into the field and positioned by the stock handler(s) until settled. The dog is sent to make contact with the stock and then must bring the stock in the direction of obstacle 1. The handler and the dog must begin the gather next to the free-standing pen, either side. Once the dog has been sent, the Advanced Handler is free to move in the re-pen side of the field. After the stock has passed the free-standing pen going in the direction of the first obstacle, the drive begins.

E. Obstacle 1: This obstacle consists of two panels, positioned parallel to the handler's line, at least 150 but not more than 300 feet from the handler's line. The Sheep/Goats and Cattle field obstacle 1 shall be at least 100 feet off any fence or perimeter. Obstacle 1 is considered passed when at least one head of livestock passes an imaginary line drawn from the end of the panel nearest obstacle 2 and the rear fence line. If the stock are driven from the area of obstacle 2 around to obstacle 1 and toward the take pen, at least one head must pass an imaginary line which extends from the end of the first panel (nearest the side fence) to the side fence so that daylight can be seen by the Judge between this line and the stock (this imaginary line is known as the daylighting line) and then the stock must be turned around to attempt the obstacle. Ability to control livestock points for this work will be subject to the manner in which the movements around the obstacle were executed.

F. Cross Drive: The distance of the cross-drive from the openings of panel 1 to panel 2 and the distance from the openings of panel 1 and panel 2 to the center obstacles must be equal for Course B. The equal distances of the cross drive between the openings of obstacles 1 and 2 and the distance to the center obstacle from panel 1 and panel 2 must be a minimum of 150 feet, but no more than, 300 feet. Obstacles 1 and 2 shall be negotiated in a figure 8 for A. Course B will have a right-hand drive.

G. Obstacle 2: This obstacle consists of two panels, positioned parallel to the handler's line, at least 150 but not more than 300 feet from the handler's line. The Sheep/Goats and Cattle field obstacle 2 shall be at least 100 feet off any fence or perimeter. Obstacle 2 is considered passed when at least one head of livestock passes an imaginary line drawn from the end of the panel nearest obstacle 1 and the rear fence line. If the stock are driven from the area of obstacle 2 around to obstacle 1 and toward the take pen, at least one head must pass an imaginary line which extends from the end of the first panel (nearest the side fence) to the side fence so that daylight can be seen by the Judge between this line and the stock (this imaginary line is known as the daylighting line) and then the stock must be turned around to attempt the obstacle. Ability to control livestock points for this work will be subject to the manner in which the movements around the obstacle were executed.

H. Center Pen: The center pen consists of four panels. The center pen panels for Cattle and Sheep/Goats must be a minimum of 12 feet and a maximum of 16 feet with a gate of no less than 12 feet. The free-standing pen is made up of three sides and a gate located so that the opening of the pen so the pen gate opens towards obstacle 2. The distance from the gate side of the pen to a plane drawn from obstacle 1 and obstacle 2 must be between 150-300 feet. The distance from the gate side of the pen to the front of the re-pen must be 350-500 feet. Ability to control livestock points for this work will be subject to the manner in which movement through the obstacle was executed. If the gate to the center pen is opened prior to the livestock clearing Obstacle 2, only those head that have cleared the Obstacle will earn course points. If no head have cleared Obstacle 2 and the handler opens the gate to the center pen, the earned course points for Obstacle 2 will be 0. Handler can verbally move on at any time. The dog is to put the stock into the pen and

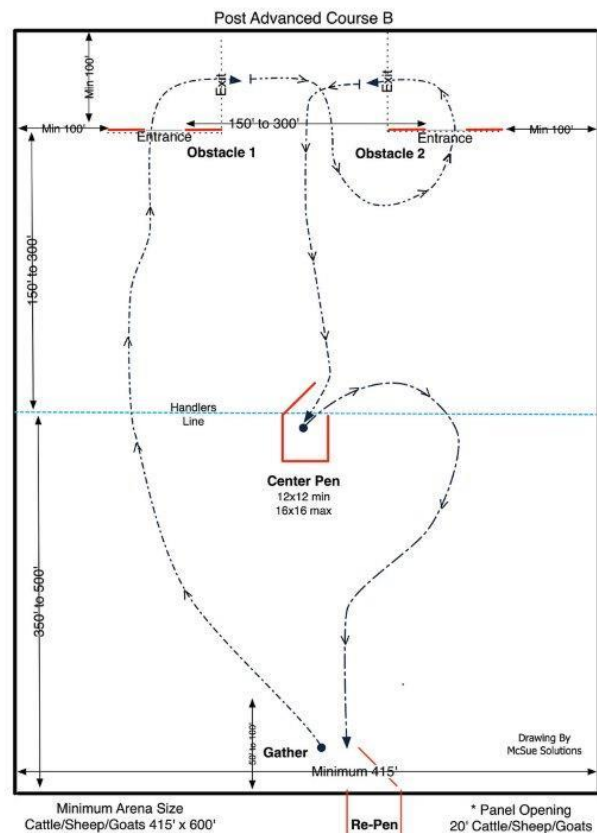
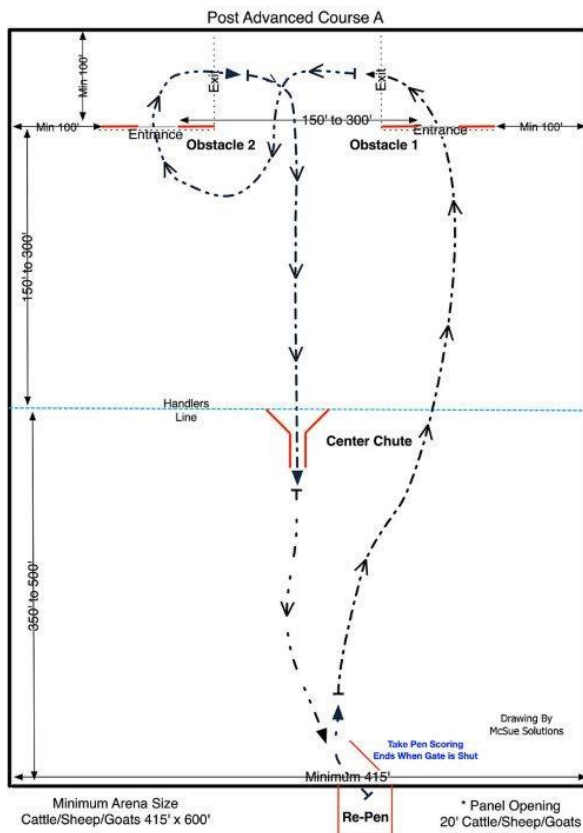
the handler is to close the gate in order to receive course points. The handler may assist the dog in bringing the stock out of the free-standing pen. Handlers are not required to stay at the gate while penning. Handler's cannot move more than 50 feet from the handler's line towards obstacles 1 and 2. Ability to control livestock points for this work will be subject to the manner in which this pen was completed.

I. Re-pen: When the re-pen gate is opened, no further points can be earned on any other part of the course. Points for the re-pen may be earned at any time during the run.

J. Handler Lines: Post Advanced Handler may not step across an imaginary line drawn across the entry wings of the chute or the gate of the free-standing pen without a loss of 50% of the total points. The distance from the take/re-pen end of the pasture to the Post Advanced Handlers line must be a minimum of 350 feet, but no more than, 500 feet.

K. Attempts and Loss of Stock: Each obstacle will be allowed only two attempts before the handler must move on to the next obstacle. Only course points will be lost on the failed obstacle.

L. If the dog loses the stock from the designated Course area he will be excused, and stock handlers will retrieve the stock.



2020 Wording:

17 Chapter 17: Post Advanced

17.1 Post Advanced

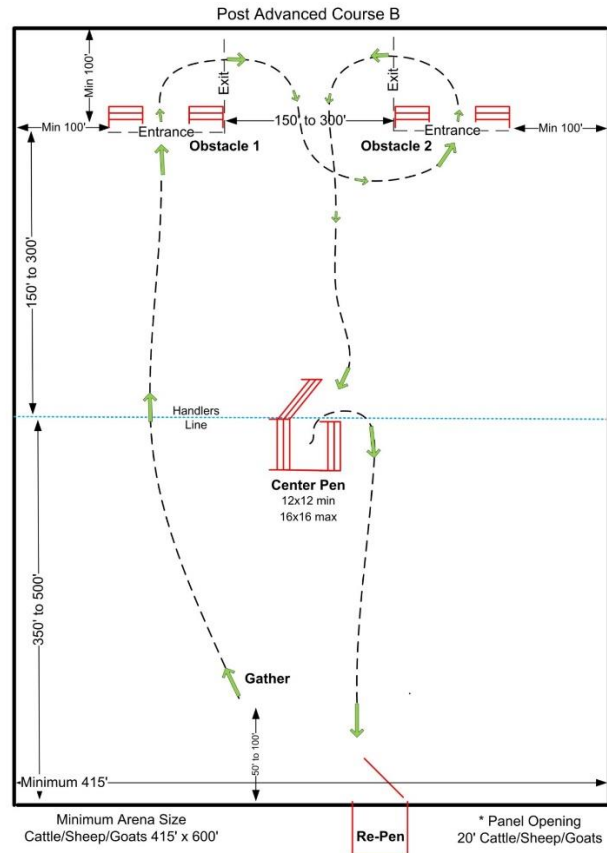
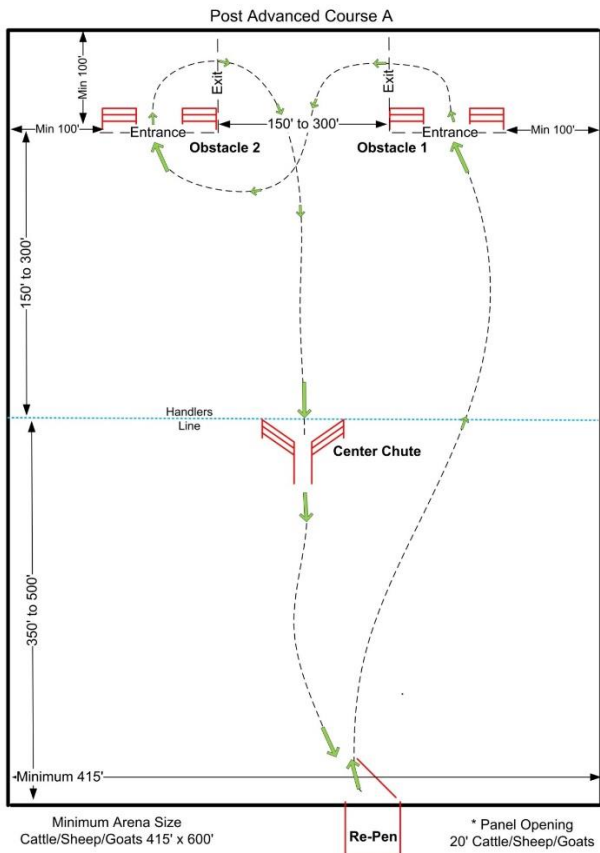
17.1.1 Post Advanced Division

Post-Advanced Trial Dog is for dogs that have been certified or have qualified for the Advanced Trial Dog for the class being entered.

a. The Post-Advanced Division is an optional division for Sheep/Goats and Cattle classes. Host clubs do not have to offer this division if facilities are unavailable. Advanced titled dogs do not have to compete in this division. The Post-Advanced Division may be offered as an individually sanctioned trial, or it may be offered as a division within a sanctioned Arena Trial.

1. The Post-Advanced Division may not share sanctioning with any type of trial except an Arena Trial.
2. When sanctioning is shared with an arena trial, the arena and PATD course are not required to be the same course.

- b. The Post-Advanced Division will be scored and placed separately from all other divisions of a sanctioned trial.
- c. Any dog entering the Post-Advanced Division must have earned an Advanced Title on the class of stock entered.
- d. Time limit will be 15 minutes.
- e. Qualifying scores can be earned according to Chapter 21, Section 1.5. The title earned shall be PATD-class used at the end of the dog's name.
- f. Scores from this division are eligible for accruing National Stockdog Finals and Merit points. When sanctioned with an arena trial, only the highest scoring Australian Shepherd in the sanctioned trial is eligible for the additional finals point as described in Chapter 24. The HIT point is awarded to the highest scoring Australian Shepherd from all eligible divisions. When sanctioned alone, an additional finals point, if eligible, is awarded to the HIT from the PATD division as described in Chapter 24. Merit points will also be earned for the PATD division as described in Chapter 23.
- g. The same dog may not enter both Advanced and Post-Advanced Division on the same class of stock in the same sanctioned trial.
- h. The Post-Advanced Division will be run in a minimum area of 415 x 600 feet (approximately 6 acres).
 - 1. The distance of the cross-drive from the openings of panel 1 to panel 2 and the distance from the openings of panel 1 and panel 2 to the center obstacles must be equal for Course A or Course B. The equal distances of the cross drive between the openings of obstacles 1 and 2 and the distance to the center obstacle from panel 1 and panel 2 must be a minimum of 150 feet, but no more than, 300 feet.
 - 2. Whatever the distances are between the three obstacles of Course A and Course B, all obstacles must be at least 100 feet off any fence or perimeter.
 - 3. The distance from the take/re-pen end of the pasture to the Post Advanced Handlers line must be a minimum of 350 feet, but no more than, 500 feet.
 - 4. The distance from the take/re-pen end of the pasture to panel 1 and panel 2 must be a minimum of 500 feet, but no more than 800 feet.
- i. All obstacles shall be made up of 12-16-foot panels including the chute and free-standing pen. Obstacles 1 & 2 are made up of two panels each, parallel to each other with a 20-foot opening. Obstacle 1 and 2 shall be parallel to each other with the cross drive measured from the inside of both inside panels.
 - 1. If the gate to the center pen is opened prior to the livestock clearing Obstacle 2, only those head that have cleared the Obstacle will earn course points. If no head have cleared Obstacle 2 and the handler opens the gate to the center pen, the earned course points for Obstacle 2 will be 0. Handler can verbal move on at any time.
- j. The stock for Course B will be dropped and spotted at a minimum distance of 300 feet but not more than 500 feet from, and in line with, the center obstacle and at least 50 feet but not more than 100 feet from the take/re-pen end of the pasture for the gather.
- k. Obstacles 1 and 2 shall be negotiated in a figure 8 for both Course A and B. Course B will have a left-hand drive and Course A will have a right-hand drive.
- l. Each obstacle will be allowed only two attempts before the handler must move on to the next obstacle. Only course points will be lost on the failed obstacle.
- m. If the dog loses the stock from the designated Course area he will be excused, and stock handlers will retrieve the stock.
- n. Post Advanced Handler may not step across an imaginary line drawn across the entry wings of the chute or the gate of the free-standing pen without a loss of 50% of the total points.
EXCEPTION: While working the free-standing pen (see Chapter 10, Section 1.1.g).



Tracking Program Rule Changes

TR.21.01 Updating Draw Order

Motion is adopted (9-0) - Approve: Boone, Busquets, Creelman, Evans, Gann, Gerken, Larson, Roberts, Wesen.
Disapprove: None. Abstain: None. Non-Voting: None.

New Wording:

1.20.1 The TD "Draw for Test Entries"

The TD "Draw for Test Entries" shall be at random from all Entries received, except that for a Tracking Dog (TD) Test, priority in the "Draw for Test Entries" shall be given in the following order (having or not having 1 or more TDX's and/or UTDX's shall not effect a dog's order of draw for a TD or TDU test):

1. To all ASCA registered Australian Shepherds who have not yet earned a TD3 or TDU3 or a combination of TD's and TDU's that equal 3 but with certifications or an equivalent title.
2. To all dogs with ASCA Office QTracker Numbers who have not yet earned a TD3 or TDU3 or a combination of TD's and TDU's that equal 3 but with certifications or an equivalent title.
3. To ASCA registered Australian Shepherds with three or more TD/TDU titles.
4. To dogs with ASCA Office QTracker Numbers with three or more TD/TDU titles.
5. To a non-titled ASCA registered Australian Shepherd without a certification or equivalent title.
6. To a non-titled dog with an ASCA Office QTracker Number without a certification or equivalent title.

When the advertised limit of entries has been drawn, all remaining entries, subject to the same preferences set forth in the preceding paragraph, shall be drawn for a position on the Alternate List.

Note: *TD and TDU Certifications may be used to enter either test.

These priorities for the "Draw for Entries" order shall be published in premium of the Tracking Dog (TD) Test.

1.20.2 The TDU "Draw for Test Entries"

The TDU “Draw for Test Entry(s)” shall be at random from all entries received, except that for a Tracking Dog Urban (TDU) Test, priority in the draw for test entry shall be given in the following order (having or not having 1 or more TDX’s and/or UTDX’s shall not effect a dog’s order of draw for a TD or TDU test):

1. To all ASCA registered Australian Shepherds who have not yet earned a TD3 or TDU3 or a combination of TD’s and TDU’s that equal 3 but with certifications or an equivalent title.
2. To all dogs with ASCA Office QTracker Numbers who have not yet earned a TD3 or TDU3 or a combination of TD’s and TDU’s that equal 3 but with certifications or an equivalent title.
3. To ASCA registered Australian Shepherds with three or more TD/TDU titles.
4. To dogs with ASCA Office QTracker Numbers with three or more TD/TDU titles.
5. To a non-titled ASCA registered Australian Shepherd without a certification or equivalent title.
6. To a non-titled dog with an ASCA Office QTracker Number without a certification or equivalent title.

These priorities for the “Draw for Entry(s)” order shall be published in the premium for the Tracking Dog Urban (TDU) Test.

1.20.3 The TDX or UTDX “Draw for Test Entries”

The TDX or UTDX “Draw for Test Entries” shall be at random from all entries received, except that for a Tracking Dog Excellent (TDX) or Urban Tracking Dog Excellent (UTDX) tests, priority in the “Draw For Test Entries” shall be given in the following order:

1. To all ASCA registered Australian Shepherds that do not yet have 2 TDX’s or 2 UTDX’s or a TDX and a UTDX.
2. To all dogs with ASCA Office QTracker Numbers that do not yet have 2 TDX’s or 2 UTDX’s or a TDX and a UTDX.
3. To all ASCA registered Australian Shepherds with TDX 2 titles or UTDX 2 or MT titles,
4. To all dogs with ASCA Office QTracker Numbers, with TDX 2 titles or UTDX 2 or MT titles.

When the advertised limit of entries has been drawn, all remaining entries, subject to the same preferences set forth in the preceding paragraph, shall be drawn for a position on the Alternate List. These priorities for the “Draw for Entry Order” shall be published in the premium for the Tracking Dog Excellent (TDX) Test.

1.20.4 Versatility Competition and the “Draw for Test Entries”

When a Versatility Competition is offered in conjunction with a Tracking Trial the “Draw for Test Entries” shall be given in the following order:

Priority draw order for TD/TDU:

- a. To an untitled (in Tracking) ASCA registered Australian Shepherd with a TD/TDU certification or an equivalent title,
- b. To a titled (in Tracking) ASCA Registered Australian Shepherd who is entered in the Versatility Competition,
- c. To an untitled dog with an ASCA Office QTracker Number with a TD/TDU certification or an equivalent title,
- d. To a TD/TDU or TDX/UTDX titled ASCA Registered Australian Shepherd,
- e. To a TD/TDU or TDX/UTDX titled dog with an ASCA Office QTracker Number,
- f. To a non-titled ASCA registered Australian Shepherd without a certification or equivalent title,
- g. To a non-titled dog with an ASCA Office QTracker Number without a certification or an equivalent title.

Priority draw order for TDX/UTDX:

- a. To an ASCA registered TD/TDU titled Australian Shepherd, not previously titled in TDX/UTDX.
- b. To a TDX titled ASCA registered Australian Shepherd who is entered in the Versatility Competition,
- c. To a TD/TDU titled dog with an ASCA Office QTracker Number, not previously titled in TDX,
- d. To an ASCA registered Australian Shepherd, titled through TDX1/UTDX1 but not entered in Versatility Competition,
- e. To a dog with an ASCA Office QTracker Number, titled through TDX1/UTDX1 but not entered in Versatility Competition,
- f. To an Australian Shepherd, titled through TDX2/UTDX2 or MT but not entered in Versatility Competition,
- g. To a dog with an ASCA Office QTracker number, titled through TDX2/UTDX2 or MT but not entered in Versatility Competition.

When the advertised limit of entries has been drawn, all remaining entries, subject to the same preferences set forth in the preceding paragraph, shall be drawn for a position on the Alternate List.

When a Tracking Trial is held in conjunction with an ASCA National Specialty Show, the draw priorities for TD/TDU entry and TDX/UTDX entry shall be listed as follows:

Priority for draw order for TD/TDU test:

1. Aussies who are untitled in Tracking, with a certification or an equivalent title;
2. TD/TDU and TDX/UTDX titled Aussies who are entered in Most Versatile Aussie competition;
3. Aussies who are titled through TD/TDU 2 but not entered in Most Versatile Aussie Competition;
4. Aussies who are uncertified.

Priority for draw order for TDX/UTDX test:

1. TD/TDU titled Aussies not previously titled in TDX or UTDX;
2. TDX or UTDX titled Aussies who are entered in Most Versatile Aussie competition;
3. Aussies who have previously titled through TDX1 or UTDX1
4. Aussies with TDX2 or UTDX2 or MT titles.

These priorities for the “Draw for Test Entries” shall be published in the Premium for the ASCA National Specialty Show Tracking Trial.

1.20.5 Test Worker Option

A club may set aside tracks for test workers from previous tests, as defined and identified by the test giving club. This information and the number of tracks to be set aside must be published in the premium list. Entries from workers are to be drawn first, up to the limits shown in the table below. Once the tracks set aside for workers are filled, any remaining test worker entries will be added to the non-worker entries for the draw of the remaining tracks. There will be no separate alternate list for test workers only. A test worker may not benefit from a track set aside at a test in which they are working. Deviations from the table are not permitted for any test.

Total # of Test Tracks Offered	# of Worker Tracks Allowed
1-2	0
3-5	1
6-8	2
9-11	3
12 or more	4

2020 Wording:

1.20.1 The TD “Draw for Test Entries”

The TD “Draw for Test Entries” shall be at random from all Entries received, except that for a Tracking Dog (TD) Test, priority in the “Draw for Test Entries” shall be given in the following order:

1. To all ASCA registered Australian Shepherds, including those previously titled through ASCA TD2 or ASCA TDU2, or TD and TDU, or untitled but with certifications or equivalent titles.
2. To all dogs with ASCA Office QTracker Numbers, including those previously titled through ASCA TD2 or ASCA TDU2, or TD and TDU, or untitled but with certification or equivalent titles.
3. To ASCA registered Australian Shepherds with three or more TD/TDU titles.
4. To dogs with ASCA Office QTracker Numbers with three or more TD/TDU titles.
5. To a non-titled ASCA registered Australian Shepherd without a certification or equivalent title.
6. To a non-titled dog with and ASCA Office QTracker Number without a certification or equivalent title.

When the advertised limit of entries has been drawn, all remaining entries, subject to the same preferences set forth in the preceding paragraph, shall be drawn for a position on the Alternate List.

NOTE: *TD and TDU Certifications may be used to enter either test.

These priorities for the “Draw for Entries” order shall be published in premium of the Tracking Dog (TD) Test.

1.20.2 The TDU “Draw for Test Entries”

The TDU “Draw for Test Entry(s)” shall be at random from all entries received, except that for a Tracking Dog Urban (TDU) Test, priority in the draw for test entry shall be given in the following order:

1. To all ASCA registered Australian Shepherds, including those previously titled through ASCA TDU 2 or ASCA TD 2, or TDU and TD, or untitled but with certifications or equivalent titles.
2. To all dogs with ASCA Office QTracker Numbers, including those previously titled through ASCA TDU 2 or ASCA TD 2, or TDU and TD, or untitled but with certification or equivalent titles.
3. To all ASCA registered Australian Shepherds with TDU 3, TD 3, or TDU/TD 3 titles.
4. To all dogs with ASCA Office QTracker Numbers with TDU3, TD3, or TDU/TD3 titles.
5. To a non-titled ASCA registered Australian Shepherd without a certification or equivalent title.
6. To a non-titled dog with and ASCA Office QTracker Number without a certification or equivalent title.

When the advertised limit of entries has been drawn, all remaining entries, subject to the same preferences set forth in the preceding paragraph, shall be drawn for a position on the Alternate List.

NOTE: *TD and TDU Certifications may be used to enter either test.

These priorities for the "Draw for Entry(s)" order shall be published in the premium for the Tracking Dog Urban (TDU) Test.

1.20.3 The TDX "Draw for Test Entries"

The TDX "Draw for Test Entries" shall be at random from all entries received, except that for a Tracking Dog Excellent (TDX) tests, priority in the "Draw For Test Entries" shall be given in the following order:

1. To all ASCA registered Australian Shepherds, including those previously titled through ASCA TDX 1 or untitled,
2. To all dogs with ASCA Office QTracker Numbers, including those previously titled through ASCA TDX 1, or untitled,
3. To all ASCA registered Australian Shepherds with TDX 2 titles or MT titles,
4. To all dogs with ASCA Office QTracker Numbers, with TDX 2 titles or MT titles.

When the advertised limit of entries has been drawn, all remaining entries, subject to the same preferences set forth in the preceding paragraph, shall be drawn for a position on the Alternate List. These priorities for the "Draw for Entry Order" shall be published in the premium for the Tracking Dog Excellent (TDX) Test.

1.20.4 Versatility Competition and the "Draw for Test Entries"

When a Versatility Competition is offered in conjunction with a Tracking Trial the "Draw for Test Entries" shall be given in the following order:

Priority draw order for TD/TDU:

1. To an untitled (in Tracking) ASCA registered Australian Shepherd with a TD/TDU certification or an equivalent title,
2. To a titled (in Tracking) ASCA Registered Australian Shepherd who is entered in the Versatility Competition,
3. To an untitled dog with an ASCA Office QTracker Number with a TD/TDU certification or an equivalent title,
4. To a TD/TDU or TDX titled ASCA Registered Australian Shepherd,
5. To a TD/TDU or TDX titled dog with an ASCA Office QTracker Number,
6. To a non-titled ASCA registered Australian Shepherd without a certification or equivalent title,
7. To a non-titled dog with an ASCA Office QTracker Number without a certification or an equivalent title.

Priority draw order for TDX:

1. To an ASCA registered TD/TDU titled Australian Shepherd, not previously titled in TDX,
2. To a TDX titled ASCA registered Australian Shepherd who is entered in the Versatility Competition,
3. To a TD/TDU titled dog with an ASCA Office QTracker Number, not previously titled in TDX,
4. To an ASCA registered Australian Shepherd, titled through TDX 1 but not entered in Versatility Competition,
5. To a dog with an ASCA Office QTracker Number, titled through TDX 1 but not entered in Versatility Competition,
6. To an Australian Shepherd, titled through TDX2 or MT but not entered in Versatility Competition,
7. To a dog with an ASCA Office QTracker number, titled through TDX2 or MT but not entered in Versatility Competition.

When the advertised limit of entries has been drawn, all remaining entries, subject to the same preferences set forth in the preceding paragraph, shall be drawn for a position on the Alternate List.

When a Tracking Trial is held in conjunction with an ASCA National Specialty Show, the draw priorities for TD/TDU entry and TDX entry shall be listed as follows:

Priority for draw order for TD/TDU test:

1. Aussies who are untitled in Tracking, with a certification or an equivalent title;
2. TD/TDU and TDX titled Aussies who are entered in Most Versatile Aussie competition;
3. Aussies who are titled through TD/TDU 2 but not entered in Most Versatile Aussie Competition;
4. Aussies who are uncertified.

Priority for draw order for TDX test:

1. TD/TDU titled Aussies not previously titled in TDX;
2. TDX titled Aussies who are entered in Most Versatile Aussie competition;
3. Aussies who have previously titled through TDX1;
4. Aussies with TDX2 or MT titles.

These priorities for the "Draw for Test Entries" shall be published in the Premium for the ASCA National Specialty Show Tracking Trial.

Changes to Future ASCA Program Rules

Future Agility Program Rule Changes

AG.21.01 ASCA Agility Invitational Championship

Date of approval by the ASCA Board of Directors: January 27, 2021

Effective Date: This motion will go into effect when the BOD approves and there is a computer system that will allow the office to produce the list.

New Wording:

14 ASCA Agility Invitational Championship

14.1 Eligibility

14.1.1 Program

The ASCA Agility Invitational Championship is only for the Championship and ACE Programs at the Elite level. The ASCA Agility Invitational can be held in conjunction with or without an agility trial at the Host Club's discretion. One Host Club from all of the regions will be granted the right to hold the ASCA Agility Invitational Championship by the ASCA BOD. (Note that preference will be given to locations that are centrally located to all regions). Only ASCA Affiliate Clubs or Licensees in good standing will be permitted to hold the ASCA Agility Invitational Championship. All ASCA Affiliates and Licensees must apply to hold the ASCA Agility Invitational Championship by July 1 of the previous qualifying year. If more than one ASCA Affiliate/Licensee applies to hold the ASCA Agility Invitational Championship with all things being even between them, a lottery will determine who will be granted the right to hold the ASCA Agility Invitational Championship. No ASCA Affiliate /Licensee can hold the ASCA Agility Invitational Championship two years in a row if another ASCA Affiliate /Licensee applies to hold the ASCA Agility Invitational Championship the following year.

The ASCA Agility Invitational Championship will be held between May 1 and June 31.

14.1.2 Eligible Dogs

Eligible dogs will be ASCA or LEP registered Australian Shepherds and all dogs with an ASCA QT tracking number whose owners are 'Full' or 'Service' ASCA members in good standing during the qualifying period as well as during the ASCA Agility Invitational Championship. The list of ASCA Agility Invitational Championship Qualifiers as defined below will be published in the list of ASCA Agility Invitational Championship Qualifiers on the ASCA website. Those Qualifiers will be invited to compete at the ASCA Agility Invitational Championship.

14.1.3 Divisions

The ASCA Agility Invitational Championship will consist of five divisions: Championship Standard, Championship Veteran Dog, Championship Junior Handler, ACE Standard and ACE Senior Dog. The qualifying rules will be the same for each division, however, qualifying points will not transfer between the divisions. The jump heights will be divided as specified in the ASCA Jump Height Table in Section 2.5.4. The dog must run in the division that they qualified in.

14.1.4 Groups

Each division will be grouped by jump height (Small (4"-12"), Medium (16"), Large (20"-24")) based on the Championship Standard Division jump height.

14.2 Qualifying for Championship Invitations

The ASCA Agility Invitational qualifying period will be the twelve-month period from January 1 to December 31 for the ASCA Agility Invitational Championship held the following year.

For all divisions, a dog will need at least fifteen (15) points total to be eligible to compete at the ASCA Agility Invitational Championship. A minimum of two (2) points must be earned in the Elite Jumpers class and a minimum of two (2) points must be earned in the Elite Gamblers class and a minimum of three (3) points must be earned in the Elite Regular class during the qualifying period. Each 10-point Q will be 1 point and each 5-point Q (in Regular) will be ½ point.

The ASCA Agility Invitational Championship will be limited to 450 dogs . See Section 14.4.

14.3 Notification

The ASCA Business Office will send the host club by USPS First Class mail postmarked no later than Feb 1 of the ASCA Agility Invitational Championship year a list of eligible competitors to the ASCA Agility Invitational Championship who has the minimum number of points as defined in Section 14.2 . The host club will send out invitations by E-mail to all competitors from the ASCA Agility Invitational Championship list received from the ASCA Business Office no later than a time stamp of March 1 of the ASCA Agility Invitational Championship year. If the host club does not receive a reply from a competitor by E-mail by March 8 of the ASCA Agility Invitational Championship year then the host club will send that competitor an invitation by USPS First Class mail to that competitor no later than postmarked March 10 of the ASCA Agility Invitational Championship year.

14.4 Verification

All eligible contestants must verify that they will be competing at the ASCA Agility Invitational Championship by first sending an acceptance reply by E-mail. Then by sending the signed entry form with payment included to the host club postmarked no later than April 1 of the ASCA Agility Invitational Championship year. If more than 450 entries are received, the first 450 entries by postmark date will be entered in the ASCA Agility Invitational Championship. It is the responsibility of all eligible contestants to be able to provide proof of mailing in the event an entry form and fees are not received by Host Club of the ASCA Agility Invitational Championship.

14.5 Rounds

A minimum one day of 4 rounds (2 Regular, 1 Jumpers, 1 Gamblers), or up to a maximum of two days of 12 rounds total (4 Regular, 4 Jumpers, 4 Gamblers) for each division are allowed for the ASCA Agility Invitational Championship. The Host Club will determine the number of rounds at their discretion. Judges may not judge more than 350 agility runs per day. However, the Host Club may schedule up to 450 agility runs per day after consulting with and obtaining concurrence from the Judges.

14.6 Awards

14.6.1 General Information

The Host Club is responsible for procuring rosettes and awards for the ASCA Agility Invitational Championship. Presentation of the overall awards for each division and the overall awards for each division and height shall be done in a manner to showcase the event. The individual round placements may be awarded at a time and location deemed appropriate by the Host Club (for instance, following each round.)

14.6.2 Individual Rounds

Each round of Regular, Jumpers and Gamblers will be placed first (1st) through fifth (5th) for each division and height group. Rosettes will be awarded for each placement in each division and height group. All rosettes will have the date and location of the ASCA Agility Invitational Championship, placement, name of the class (i.e., Jumpers) and ASCA Agility Invitational Championship printed on them. First place will be blue, second place red, third place yellow, fourth place white, fifth place pink.

14.6.3 Overall Height Placements

The first placing overall dog in each division (Championship Standard, Championship Veteran Dog, Championship Junior Handler, ACE Standard and ACE Senior Dog) and height group (Small 4"-12", Medium 16", and Large 20"-24"), shall receive a rosette with blue in it that states the date, location, placement and ASCA <division and height group> ASCA Agility Invitational Championship Champion, (e.g. 2020 ASCA Medium Junior Handler ASCA Agility Invitational Championship Champion). A special award will be given to the first placing overall dog in each division and height. The second through fifth overall dogs in each division and height group shall receive rosettes. Second through fifth place rosettes shall have the date, location, placement, 'Overall', and ASCA <division and height> ASCA Agility Invitational Championship. i.e. 2020 ASCA Medium Junior Handler ASCA Agility Invitational Championship Overall Second Place. Second place will be red, third place yellow, fourth place white, fifth place pink.

14.6.4 Overall Division Placements

The first placing overall dog in each division (Championship Standard, Championship Veteran Dog, Championship Junior Handler, ACE Standard and ACE Senior Dog) shall receive a special award which will be engraved with the date, location, ASCA, <division > and ASCA Agility Invitational Championship Champion, (e.g. 2020 ASCA Junior Handler ASCA Agility Invitational Championship Champion, Seattle WA.) and will also include a spot for a photo of dog and handler (see 14.13 photographs of ASCA Agility Invitational Championship Champions) be given to the first placing dog in each division .

14.7 Judging and Scoring

14.7.1. Judge

More than one judge can be used to judge the ASCA Agility Invitational Championship if the number of runs exceeds 450 run per day. One judge must be used to judge each entire round (i.e. Regular round 1). The courses must be completely new courses.

14.7.2. Divisions

Each division (Championship Standard, Championship Veteran Dog, Championship Junior Handler, ACE Standard and ACE Senior Dog) will be scored separately. All dogs within each division will be grouped by height (Small 4"-12", Medium 16", Large 20"-24") based on their Championship Standard Division height for placements. There will be a minimum of four rounds (1 Jumpers, 1 Gamblers and 2 Regular) and a maximum of 12 rounds total (4 Jumpers, 4 Gamblers, and 4 Regular) used to determine each division height champion and overall division champion.

14.7.3. Jump Height

Dogs entered in the Championship Veteran Dog and ACE Standard Divisions will jump at their appropriate jump height in Regular, Jumpers and Gamblers, which will be one height lower than their Championship Standard Division jump height. Dogs entered in the ACE Senior Dog Division will jump at their appropriate jump height in Regular, Jumpers and Gamblers, which will be two heights lower than their Championship Standard Division jump height. Dogs entered in the Championship Junior Handler division will have the option of running at the dog's Championship Standard Division jump height or taking the 4" (10.2 cm) height deduction. All dogs entered in the Championship Standard Division will jump their Championship Standard Division jump height.

14.7.4. Standard Course Time (Regular and Jumpers)

There will be a Standard Course Time (SCT) set by the judge for each division and height group for the Regular classes using the table in Section 5.5 and the Jumpers classes using the table in Section 6.5. For the Regular and Jumper classes the Championship Veteran Dog, Championship Junior Handler, and ACE Standard Division's SCT will be 10% greater than the Championship Standard Division SCT. For the Regular and Jumper classes, the ACE Senior Dog Division's SCT will be 20% greater than the Championship Standard Division SCT.

14.7.5. Gamblers Class: Opening and Gamble Time

For the Gamblers class, all dogs, regardless of jump height or division, will have 30 seconds for their opening sequence time. The closing sequence "gamble" time will be determined by the judge. Dogs will use the table in Section 7.5.

14.7.6. Faults

Faults will be assessed in accordance with the current ASCA program rules for agility.

14.7.7. Determination of Agility Height Champions

Each faultless qualifying run in Regular, Gamblers and Jumpers will be given seven (7) "Q" points. Each faulted (.01 to 5 faults) qualifying run in Regular will be given one-half the value of the "Q" points, or 3.5 "Q" points.

Dogs in each division and height will be ranked by the most "Q" points, then if necessary, by the following ranking procedures:

1. First, sort by the number of "Q" points (a faulted Regular "Q" counts one-half).
2. Then, sort by each dog's total of the number of dogs beaten. (Placement points) (For example, if twenty dogs are entered in a class such as Jumpers, the first-place dog would receive 19 placement points (in other words, beat 19 dogs),

the second-place dog would receive 18 placement points, the third-place dog would receive 17 placement points, etc.). Dogs that are eliminated or are scratched receive zero placement points, but still count as dogs defeated.

3. Then, sort by Gamblers. First rank the dogs by considering whether the dog qualified and then by the most points in Gamblers.

4. Then, sort by Jumpers. First rank the dogs by considering whether the dog qualified and then by the dog's run time.

14.7.8. Determination of Agility Division Champions

Of the Agility Height Champions each faultless qualifying run in Regular, Gamblers and Jumpers will be given seven (7) "Q" points. Each faulted (.01 to 5 faults) qualifying run in Regular will be given one-half the value of the "Q" points, or 3.5 "Q" points.

Dogs in each division will be ranked by the most "Q" points, then if necessary, by the following ranking procedures:

1. First, sort by the number of "Q" points (a faulted Regular "Q" counts one-half).

2. Then, sort by Gamblers. First rank the dogs by considering whether the dog qualified and then by the most points in Gamblers.

3. Then, sort by Jumpers. First rank the dogs by considering whether the dog qualified and then by the dog's run time.

14.7.9. Run Order

The run order is to be determined by the Host Club.

14.7.10. Scores

Scores will be posted when they are available. It is required that two different people NOT entered in the ASCA Agility Invitational Championship check the computation of the scores before they are posted.

14.8 Selection of ASCA Agility Invitational Championship Judge(s)

Once the Host Club, location & dates for the ASCA Agility Invitational Championship have been determined, the Host Club will Contact Judge(s) from the ASCA Agility Judges list to determine who is available to judge.

No judge may judge the ASCA Agility Invitational Championship more than two years consecutively.

14.9 ASCA Agility Invitational Championship Course Design

Courses for the ASCA Agility Invitational Championship (Jumpers, Gamblers, and Regular) are to be original courses that have never been used at any previous trial. The Regular courses, rounds 1 and 2, may be different courses, (i.e.: not required to be "direct reversals"). A Course Reviewer will be assigned by the ASCA Business Office and the course review must be conducted the same as Section 11.6.

14.10 ASCA Agility Invitational Championship Workers

14.10.1. Required Workers

The normal amount of people to run a one ring trial will be needed for the ASCA Agility Invitational Championship. At a minimum, the Host Club will need to fill the following positions per ring:

- 2 Timers
- 1 Scribe
- 1 Gate Steward
- 1 Score Runner
- 3 Jump Setters
- 1 Scorekeeper (score table)
- Ribbon preparers (can be the same people as above)
- 4 Course Builders (can be the same people as above)

14.10.2. Worker Restriction

The timer, scribe and scorekeeper cannot be a family member or a member of the household of any of the ASCA Agility Invitational Championship competitors. Nor can they be an owner of any dog competing in the ASCA Agility Invitational Championship.

14.10.3. Timers

Both timers will time each round. One timer will be designated as the primary timer and the other the backup. The primary timer's time will be used for all dogs unless the timing device malfunctions. In the event of a malfunction, the backup timer's time will be used. In the event that both timing devices malfunction, then the dog will be required to rerun and their previous run will not count. Timers must time the entire round (i.e. the entire Jumpers class).

14.11 Photographs of ASCA Agility Invitational Championship Champions

The Host Club is responsible for photographing the five ASCA Agility Invitational Championship champions (Championship Standard, Championship Veteran Dog, Championship Junior Handler, ACE Standard and ACE Senior Dog) and the fifteen ASCA Agility Invitational Championship Height champions (Championship Standard, Championship Veteran Dog, Championship Junior Handler, ACE Standard and ACE Senior Dog, in each height Small (4"-12"), Medium (16"), Large (20"-24")). The photographs will be clearly marked with the dog's registered name, and owner's name. The photographs MUST be submitted to the Webmaster of the ASCA website before the deadline for the ASCA E-News issue one month after the ASCA Agility Invitational Championship.

14.12 Sample Ribbon Order for ASCA Agility Invitational Championship

The following table lists what types of ribbons are required. However, the actual amounts will vary depending on how many dogs are entered in each division and height. For example, if the 16" Championship Junior Handler division only has three dogs in it, then 10 placements will not be required.

Ribbon Type	Quantity	# of Divisions	# of Heights	Total Quantity
Gamblers Individual Round Placements (1st - 10th)	10	5	3	150
Regular Round 1 Individual Placements (1st - 10th)	10	5	3	150
Regular Round 2 Individual Placements (1st - 10th)	10	5	3	150
Jumpers Individual Round Placements (1st - 10th)	10	5	3	150
Overall Division Champion	1	5	0	5
Overall Division 2nd - 10th Placement	9	5	0	45
Finalist (given to those not in the top 10 overall in each division)	Based on the number of entries	5	0	Based on the number of entries

2020 Wording: None.